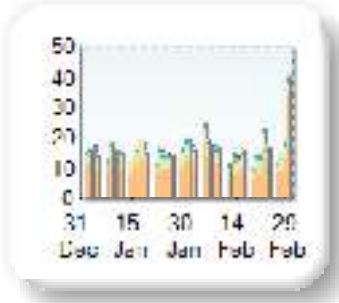


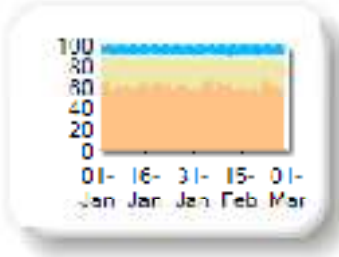
Market Share

Rank	Venue	Market Share	Change
1	XMAD	64.75%	+1.75
2	CEUX	22.93%	-1.88
3	AQEU	7.37%	+0.21
4	TQEX	4.60%	-0.09
5	BATE	0.22%	+0.01
6	TRQX	0.12%	+0.01
7	CHIX	0.01%	-0.01
8	AQXE	0.00%	0.00

Volume Trend



Market Share Trend



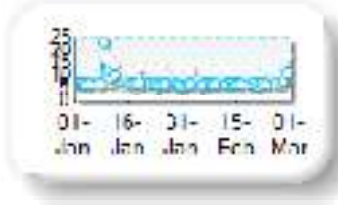
Market share is based on on-book value traded during continuous trading. The share is calculated by averaging over all stocks in the index. The current value shown is for last week and the change is relative to the previous week.

Spreads

At touch

Rank	Venue	Spread (bps)	Change
1	CEUX	6.20	-0.50
2	XMAD	6.25	+0.03
3	AQEU	6.99	-1.03
4	TQEX	9.90	-3.44
5	BATE	79.62	-2.99
6	CHIX	147.95	-14.59

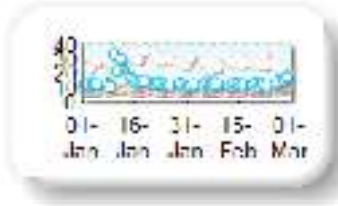
Monthly Spread Trend



25k EUR deal

Rank	Venue	Spread (bps)	Change
1	XMAD	8.02	-0.11
2	CEUX	11.32	-1.26
3	AQEU	12.47	-2.35
4	TQEX	29.89	-8.05
5	BATE	108.37	-57.09

Monthly Spread Trend



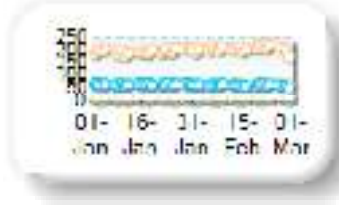
Spreads measure the bid to offer spread of the best visible orders in the book. The result is averaged over the stocks in the index and is based on measurements of the order books every 30 seconds. The value for the spread is quoted in basis points (0.01%).

Book Depths

10BPS Depth (top of book)

Rank	Venue	Depth (1K EUR)	Change
1	XMAD	205.7	+9.6
2	CEUX	68.6	0.0
3	AQEU	62.9	-2.7
4	TQEX	16.4	+1.3
5	BATE	1.7	+0.1
6	CHIX	1.1	+0.1

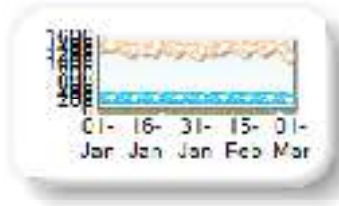
Monthly Depth Trend



50BPS Depth (deeper into book)

Rank	Venue	Depth (1K EUR)	Change
1	XMAD	1,308.1	-21.7
2	CEUX	272.6	-7.7
3	AQEU	236.2	-5.8
4	TQEX	85.1	-0.9
5	BATE	12.4	-0.1
6	CHIX	7.8	-2.8

Monthly Depth Trend



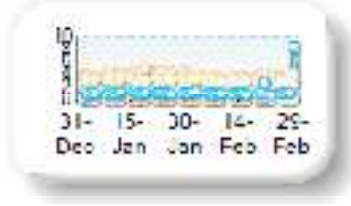
Market depth measures the amount of visible liquidity (bids and offers) in the order book within 10 or 50 BPS of mid price. The result is averaged over the stocks in the index and is based on measurements of the order book every 30 seconds. This is quoted in '000s of EUR.

Best Prices

At touch

Rank	Venue	Best Price (%)	Change
1	XMAD	3.72	-0.25
2	CEUX	2.96	-0.42
3	AQEU	1.45	+0.54
4	TQEX	1.20	+0.46
5	BATE	0.08	-0.03
6	CHIX	0.00	0.00
7	TRQX	0.00	+0.00
8	AQXE	0.00	+0.00

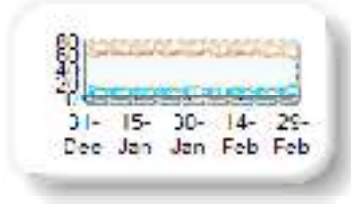
Best Prices Trend



25k EUR deal

Rank	Venue	Best Price (%)	Change
1	XMAD	69.13	-1.12
2	CEUX	11.11	+0.60
3	AQEU	7.52	+0.46
4	TQEX	0.49	+0.24
5	BATE	0.00	0.00
6	CHIX	0.00	+0.00
7	TRQX	0.00	+0.00
8	AQXE	0.00	+0.00

Best Prices Trend

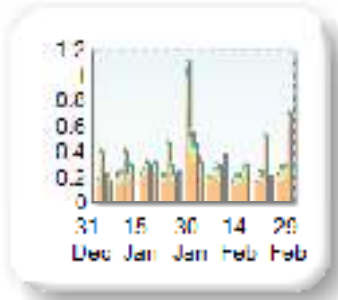


Best Price % measures how often each venue posts an absolute best price (no ties) for stocks. The result is averaged over the stocks in the index and is based on measurements of the order book every 5 seconds.

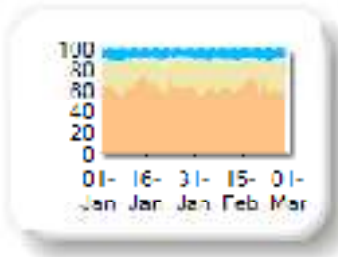
Market Share

Rank	Venue	Market Share	Change
1	XMAD	66.03%	+0.27
2	CEUX	22.75%	-0.08
3	AQEU	8.05%	+0.48
4	TQEX	2.87%	-0.73
5	BATE	0.24%	+0.06
6	TRQX	0.06%	0.00
7	CHIX	0.00%	-0.01

Volume Trend



Market Share Trend

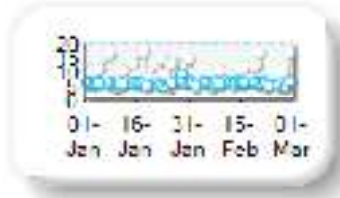


Spreads

At touch

Rank	Venue	Spread (bps)	Change
1	CEUX	5.53	-0.28
2	XMAD	5.89	+0.04
3	AQEU	6.21	-0.01
4	TQEX	9.93	-2.84

Monthly Spread Trend



25k EUR deal

Rank	Venue	Spread (bps)	Change
1	XMAD	7.56	+0.00
2	AQEU	12.98	-1.03
3	CEUX	13.21	-1.10
4	TQEX	45.84	+6.61

Monthly Spread Trend



Book Depths

10BPS Depth (top of book)

Rank	Venue	Depth (1K EUR)	Change
1	XMAD	259.3	+30.8
2	AQEU	56.6	+8.4
3	CEUX	54.1	+5.5
4	TQEX	12.9	+2.5
5	BATE	0.8	+0.0

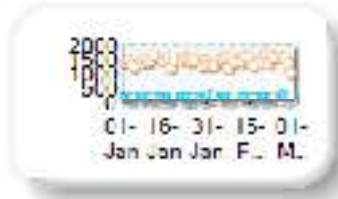
Monthly Depth Trend



50BPS Depth (deeper into book)

Rank	Venue	Depth (1K EUR)	Change
1	XMAD	1,422.6	-1.0
2	CEUX	219.2	+2.6
3	AQEU	199.9	+14.8
4	TQEX	49.7	+4.4
5	BATE	10.1	-2.2

Monthly Depth Trend




Best Prices

At touch

Rank	Venue	Best Price (%)	Change
1	CEUX	4.19	-1.53
2	XMAD	3.76	+0.65
3	AQEU	1.59	-0.24
4	TQEX	0.48	-0.09
5	BATE	0.05	-0.08
6	CHIX	0.00	+0.00
7	TRQX	0.00	+0.00
8	AQXE	0.00	+0.00

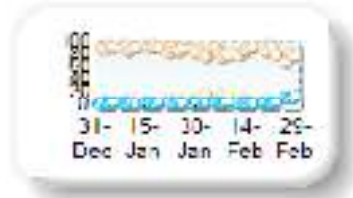
Best Prices Trend



25k EUR deal

Rank	Venue	Best Price (%)	Change
1	XMAD	83.13	-6.61
2	CEUX	10.02	+3.83
3	AQEU	4.65	+1.96
4	TQEX	0.05	+0.02
5	CHIX	0.00	+0.00
6	TRQX	0.00	+0.00
7	BATE	0.00	+0.00
8	AQXE	0.00	+0.00

Best Prices Trend



Market share is based on on-book value traded during continuous trading. The share is calculated by averaging over all stocks in the index. The current value shown is for last week and the change is relative to the previous week.

Spreads measure the bid to offer spread of the best visible orders in the book. The result is averaged over the stocks in the index and is based on measurements of the order books every 30 seconds. The value for the spread is quoted in basis points (0.01%).

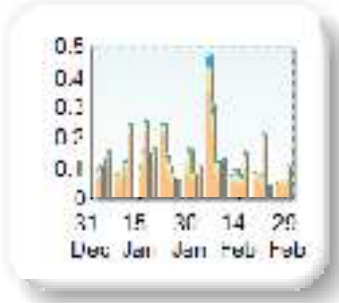
Market depth measures the amount of visible liquidity (bids and offers) in the order book within 10 or 50 BPS of mid price. The result is averaged over the stocks in the index and is based on measurements of the order book every 30 seconds. This is quoted in '000s of EUR.

Best Price % measures how often each venue posts an absolute best price (no ties) for stocks. The result is averaged over the stocks in the index and is based on measurements of the order book every 5 seconds.

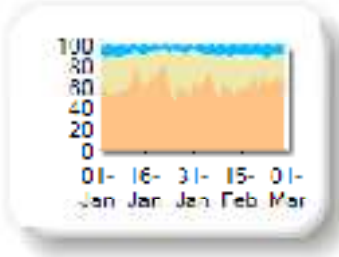
Market Share

Rank	Venue	Market Share	Change
1	XMAD	65.71%	-0.12
2	CEUX	23.55%	-1.85
3	AQEU	7.88%	+1.71
4	TQEX	2.64%	+0.16
5	BATE	0.12%	+0.07
6	TRQX	0.10%	+0.02
7	AQXE	0.00%	+0.00
8	CHIX	0.00%	0.00

Volume Trend



Market Share Trend



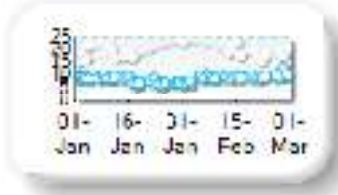
Market share is based on on-book value traded during continuous trading. The share is calculated by averaging over all stocks in the index. The current value shown is for last week and the change is relative to the previous week.

Spreads

At touch

Rank	Venue	Spread (bps)	Change
1	CEUX	8.65	+1.35
2	XMAD	8.80	+1.24
3	AQEU	9.39	+1.36
4	TQEX	26.56	-0.37

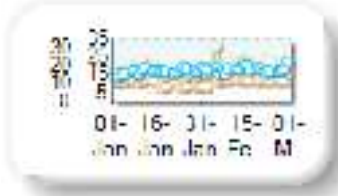
Monthly Spread Trend



25k EUR deal

Rank	Venue	Spread (bps)	Change
1	XMAD	12.51	+1.74
2	AQEU	18.27	+1.15
3	CEUX	21.38	+3.81

Monthly Spread Trend



Spreads measure the bid to offer spread of the best visible orders in the book. The result is averaged over the stocks in the index and is based on measurements of the order books every 30 seconds. The value for the spread is quoted in basis points (0.01%).

Book Depths

10BPS Depth (top of book)

Rank	Venue	Depth (1K EUR)	Change
1	XMAD	127.4	-13.3
2	AQEU	44.1	+1.8
3	CEUX	33.7	-7.5
4	TQEX	3.1	-0.3

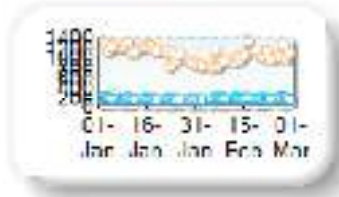
Monthly Depth Trend



50BPS Depth (deeper into book)

Rank	Venue	Depth (1K EUR)	Change
1	XMAD	1,003.4	-104.1
2	AQEU	161.7	+11.7
3	CEUX	154.7	-17.2
4	TQEX	31.5	+2.5

Monthly Depth Trend



Market depth measures the amount of visible liquidity (bids and offers) in the order book within 10 or 50 BPS of mid price. The result is averaged over the stocks in the index and is based on measurements of the order book every 30 seconds. This is quoted in '000s of EUR.

Best Prices

At touch

Rank	Venue	Best Price (%)	Change
1	XMAD	3.89	-1.11
2	CEUX	2.85	-2.82
3	AQEU	1.37	+0.49
4	TQEX	0.28	-0.11
5	CHIX	0.00	+0.00
6	TRQX	0.00	+0.00
7	BATE	0.00	+0.00
8	AQXE	0.00	+0.00

Best Prices Trend



25k EUR deal

Rank	Venue	Best Price (%)	Change
1	XMAD	77.01	-4.21
2	AQEU	14.05	+5.20
3	CEUX	6.93	-0.66
4	TQEX	0.00	-0.01
5	CHIX	0.00	+0.00
6	TRQX	0.00	+0.00
7	BATE	0.00	+0.00
8	AQXE	0.00	+0.00

Best Prices Trend

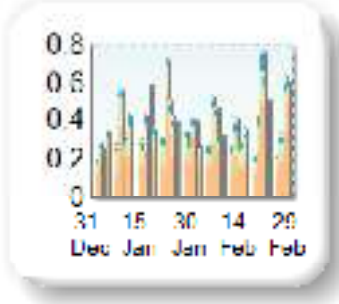


Best Price % measures how often each venue posts an absolute best price (no ties) for stocks. The result is averaged over the stocks in the index and is based on measurements of the order book every 5 seconds.

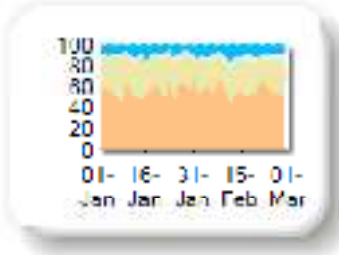
Market Share

Rank	Venue	Market Share	Change
1	XMAD	59.35%	-0.08
2	CEUX	26.89%	-1.99
3	AQEU	8.83%	+1.29
4	TQEX	4.66%	+0.64
5	BATE	0.17%	+0.07
6	TRQX	0.09%	+0.07
7	CHIX	0.00%	0.00

Volume Trend



Market Share Trend



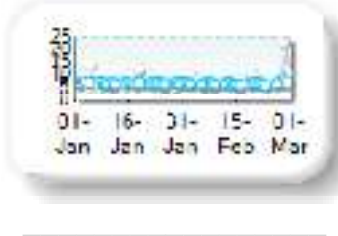
Market share is based on on-book value traded during continuous trading. The share is calculated by averaging over all stocks in the index. The current value shown is for last week and the change is relative to the previous week.

Spreads

At touch

Rank	Venue	Spread (bps)	Change
1	CEUX	5.82	-0.03
2	XMAD	6.08	-0.13
3	AQEU	6.58	-0.26
4	TQEX	9.34	-0.23


Monthly Spread Trend



25k EUR deal

Rank	Venue	Spread (bps)	Change
1	XMAD	8.17	-0.09
2	CEUX	11.50	+0.28
3	AQEU	13.12	+1.24
4	TQEX	40.14	-5.11

Monthly Spread Trend



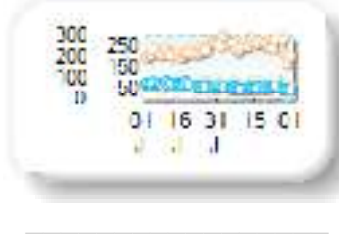
Spreads measure the bid to offer spread of the best visible orders in the book. The result is averaged over the stocks in the index and is based on measurements of the order books every 30 seconds. The value for the spread is quoted in basis points (0.01%).

Book Depths

10BPS Depth (top of book)

Rank	Venue	Depth (1K EUR)	Change
1	XMAD	251.8	+27.1
2	CEUX	68.3	-1.6
3	AQEU	55.4	-12.9
4	TQEX	15.2	+1.4
5	BATE	1.2	+0.1

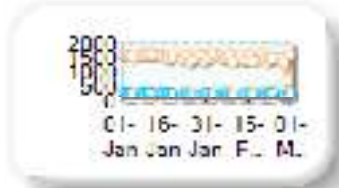
Monthly Depth Trend



50BPS Depth (deeper into book)

Rank	Venue	Depth (1K EUR)	Change
1	XMAD	1,437.2	-81.8
2	CEUX	281.6	+10.2
3	AQEU	223.8	-20.8
4	TQEX	83.5	-1.8
5	BATE	12.7	-0.4

Monthly Depth Trend




Market depth measures the amount of visible liquidity (bids and offers) in the order book within 10 or 50 BPS of mid price. The result is averaged over the stocks in the index and is based on measurements of the order book every 30 seconds. This is quoted in '000s of EUR.

Best Prices

At touch

Rank	Venue	Best Price (%)	Change
1	CEUX	4.41	-1.18
2	XMAD	3.94	-0.13
3	AQEU	1.27	+0.22
4	TQEX	0.43	-0.06
5	BATE	0.16	-0.01
6	CHIX	0.00	+0.00
7	TRQX	0.00	+0.00
8	AQXE	0.00	+0.00

Best Prices Trend



25k EUR deal

Rank	Venue	Best Price (%)	Change
1	XMAD	71.21	+4.90
2	CEUX	18.93	-0.03
3	AQEU	4.44	-2.96
4	TQEX	0.28	+0.11
5	CHIX	0.00	+0.00
6	TRQX	0.00	+0.00
7	BATE	0.00	+0.00
8	AQXE	0.00	+0.00

Best Prices Trend



Best Price % measures how often each venue posts an absolute best price (no ties) for stocks. The result is averaged over the stocks in the index and is based on measurements of the order book every 5 seconds.

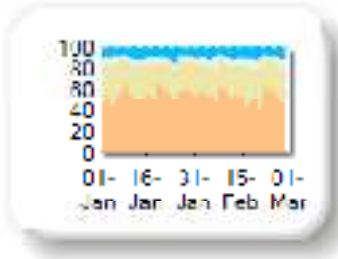
Market Share

Rank	Venue	Market Share	Change
1	XMAD	55.12%	-1.37
2	CEUX	28.08%	-0.61
3	AQEU	8.62%	-0.09
4	TQEX	7.83%	+2.05
5	BATE	0.24%	+0.05
6	TRQX	0.09%	-0.01
7	CHIX	0.01%	-0.03
8	AQXE	0.00%	0.00

Volume Trend



Market Share Trend



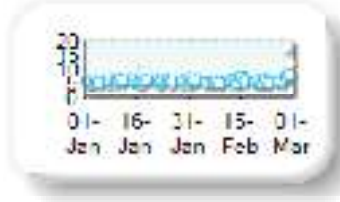
Market share is based on on-book value traded during continuous trading. The share is calculated by averaging over all stocks in the index. The current value shown is for last week and the change is relative to the previous week.

Spreads

At touch

Rank	Venue	Spread (bps)	Change
1	CEUX	5.39	+0.22
2	XMAD	5.57	+0.13
3	AQEU	6.00	+0.07
4	TQEX	7.32	+0.22

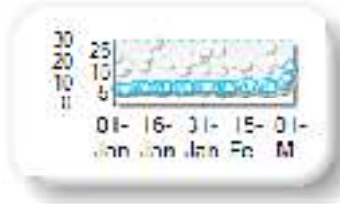
Monthly Spread Trend



25k EUR deal

Rank	Venue	Spread (bps)	Change
1	XMAD	7.09	+0.29
2	CEUX	8.52	+0.66
3	AQEU	9.30	+1.36
4	TQEX	25.72	+5.00

Monthly Spread Trend



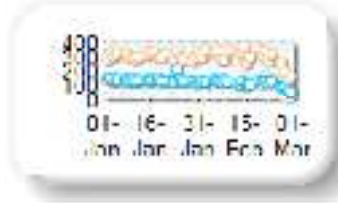
Spreads measure the bid to offer spread of the best visible orders in the book. The result is averaged over the stocks in the index and is based on measurements of the order books every 30 seconds. The value for the spread is quoted in basis points (0.01%).

Book Depths

10BPS Depth (top of book)

Rank	Venue	Depth (1K EUR)	Change
1	XMAD	290.5	-13.0
2	AQEU	113.0	-26.4
3	CEUX	111.5	-6.1
4	TQEX	34.8	-3.6
5	BATE	2.6	+0.3

Monthly Depth Trend



50BPS Depth (deeper into book)

Rank	Venue	Depth (1K EUR)	Change
1	XMAD	1,478.8	-181.0
2	CEUX	386.5	-53.1
3	AQEU	374.4	-51.6
4	TQEX	122.0	-24.3
5	BATE	14.5	-5.8

Monthly Depth Trend



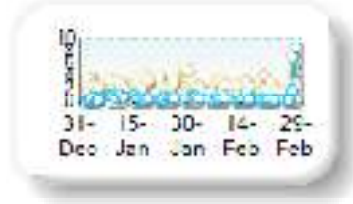
Market depth measures the amount of visible liquidity (bids and offers) in the order book within 10 or 50 BPS of mid price. The result is averaged over the stocks in the index and is based on measurements of the order book every 30 seconds. This is quoted in '000s of EUR.

Best Prices

At touch

Rank	Venue	Best Price (%)	Change
1	CEUX	2.26	-1.64
2	XMAD	2.24	-0.68
3	AQEU	0.91	+0.56
4	TQEX	0.52	+0.07
5	BATE	0.11	-0.11
6	CHIX	0.00	+0.00
7	TRQX	0.00	+0.00
8	AQXE	0.00	+0.00

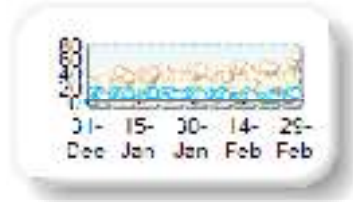
Best Prices Trend



25k EUR deal

Rank	Venue	Best Price (%)	Change
1	XMAD	40.66	+4.48
2	CEUX	20.86	+2.68
3	AQEU	9.45	-1.53
4	TQEX	0.92	+0.15
5	CHIX	0.00	+0.00
6	TRQX	0.00	+0.00
7	BATE	0.00	+0.00
8	AQXE	0.00	+0.00

Best Prices Trend

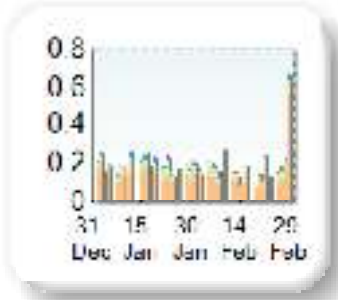


Best Price % measures how often each venue posts an absolute best price (no ties) for stocks. The result is averaged over the stocks in the index and is based on measurements of the order book every 5 seconds.

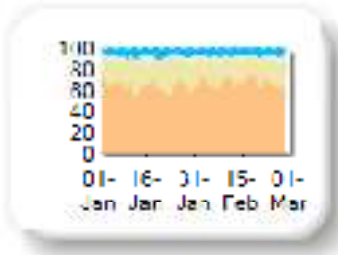
Market Share

Rank	Venue	Market Share	Change
1	XMAD	71.64%	+6.77
2	CEUX	19.04%	-4.98
3	AQEU	6.04%	-1.07
4	TQEX	3.13%	-0.78
5	BATE	0.09%	+0.05
6	TRQX	0.07%	+0.01

Volume Trend



Market Share Trend



Market share is based on on-book value traded during continuous trading. The share is calculated by averaging over all stocks in the index. The current value shown is for last week and the change is relative to the previous week.

Spreads

At touch

Rank	Venue	Spread (bps)	Change
1	CEUX	10.21	+1.07
2	XMAD	10.25	+0.99
3	AQEU	11.16	+1.04
4	TQEX	34.16	+0.26

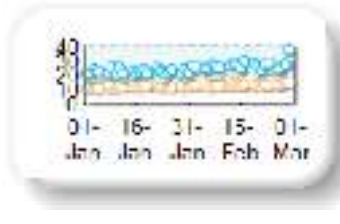
Monthly Spread Trend



25k EUR deal

Rank	Venue	Spread (bps)	Change
1	XMAD	12.94	+1.01
2	CEUX	24.13	+3.87
3	AQEU	26.71	+4.20
4	TQEX	68.20	-2.96

Monthly Spread Trend



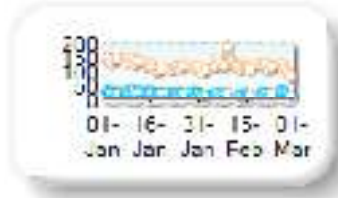
Spreads measure the bid to offer spread of the best visible orders in the book. The result is averaged over the stocks in the index and is based on measurements of the order books every 30 seconds. The value for the spread is quoted in basis points (0.01%).

Book Depths

10BPS Depth (top of book)

Rank	Venue	Depth (1K EUR)	Change
1	XMAD	120.6	-5.1
2	CEUX	26.1	-7.3
3	AQEU	23.6	-4.2
4	TQEX	2.3	-0.1


Monthly Depth Trend



50BPS Depth (deeper into book)

Rank	Venue	Depth (1K EUR)	Change
1	XMAD	1,111.2	-149.2
2	CEUX	158.2	-26.2
3	AQEU	135.4	-12.8
4	TQEX	29.6	-0.4

Monthly Depth Trend



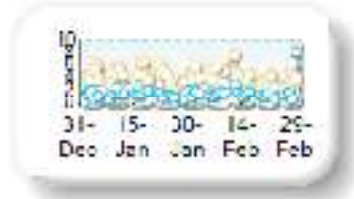
Market depth measures the amount of visible liquidity (bids and offers) in the order book within 10 or 50 BPS of mid price. The result is averaged over the stocks in the index and is based on measurements of the order book every 30 seconds. This is quoted in '000s of EUR.

Best Prices

At touch

Rank	Venue	Best Price (%)	Change
1	XMAD	4.34	+0.61
2	CEUX	3.55	-0.20
3	AQEU	1.75	+0.73
4	TQEX	0.47	+0.00
5	CHIX	0.00	+0.00
6	TRQX	0.00	+0.00
7	BATE	0.00	+0.00


Best Prices Trend



25k EUR deal

Rank	Venue	Best Price (%)	Change
1	XMAD	93.18	+5.67
2	CEUX	3.60	-4.32
3	AQEU	2.52	-0.48
4	TQEX	0.01	-0.03
5	CHIX	0.00	+0.00
6	TRQX	0.00	+0.00
7	BATE	0.00	+0.00

Best Prices Trend



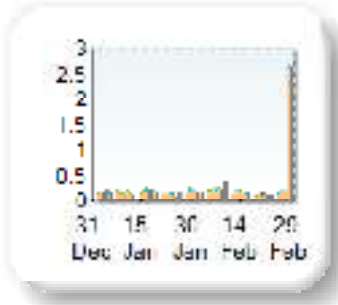
Best Price % measures how often each venue posts an absolute best price (no ties) for stocks. The result is averaged over the stocks in the index and is based on measurements of the order book every 5 seconds.

CORP ACCIONA ENERGIAS RENOVABLES SA

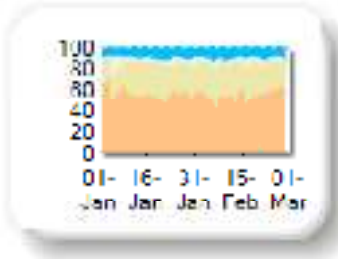
Market Share

Rank	Venue	Market Share	Change
1	XMAD	71.44%	+13.78
2	CEUX	19.13%	-9.11
3	AQEU	6.13%	-2.69
4	TQEX	2.86%	-2.12
5	TRQX	0.25%	+0.18
6	BATE	0.18%	-0.03
7	AQXE	0.00%	+0.00
8	CHIX	0.00%	0.00

Volume Trend



Market Share Trend



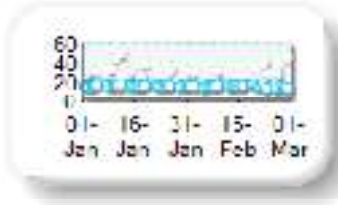
Market share is based on on-book value traded during continuous trading. The share is calculated by averaging over all stocks in the index. The current value shown is for last week and the change is relative to the previous week.

Spreads

At touch

Rank	Venue	Spread (bps)	Change
1	CEUX	14.14	-0.62
2	XMAD	14.41	-0.71
3	AQEU	15.58	-0.46
4	TQEX	30.19	-3.64

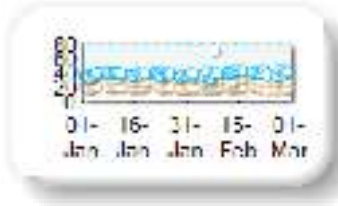
Monthly Spread Trend



25k EUR deal

Rank	Venue	Spread (bps)	Change
1	XMAD	20.01	-1.03
2	CEUX	32.30	-2.49
3	AQEU	39.82	+1.90
4	TQEX	71.18	n/a

Monthly Spread Trend



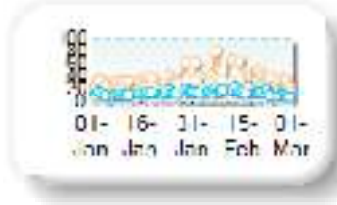
Spreads measure the bid to offer spread of the best visible orders in the book. The result is averaged over the stocks in the index and is based on measurements of the order books every 30 seconds. The value for the spread is quoted in basis points (0.01%).

Book Depths

10BPS Depth (top of book)

Rank	Venue	Depth (1K EUR)	Change
1	XMAD	46.8	+11.3
2	CEUX	25.1	+6.9
3	AQEU	15.5	+1.2
4	TQEX	3.7	+1.6
5	BATE	1.5	+0.5

Monthly Depth Trend



50BPS Depth (deeper into book)

Rank	Venue	Depth (1K EUR)	Change
1	XMAD	698.3	+49.4
2	CEUX	143.3	+20.4
3	AQEU	97.1	-2.2
4	TQEX	31.5	+3.9
5	BATE	4.6	+2.6

Monthly Depth Trend



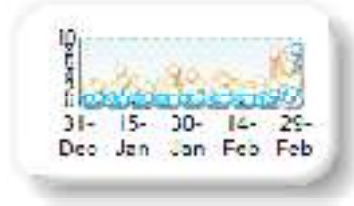
Market depth measures the amount of visible liquidity (bids and offers) in the order book within 10 or 50 BPS of mid price. The result is averaged over the stocks in the index and is based on measurements of the order book every 30 seconds. This is quoted in '000s of EUR.

Best Prices

At touch

Rank	Venue	Best Price (%)	Change
1	XMAD	3.16	+1.58
2	CEUX	2.14	+0.39
3	AQEU	0.86	+0.89
4	BATE	0.22	+0.07
5	TQEX	0.07	+0.00
6	CHIX	0.00	+0.00
7	TRQX	0.00	+0.00
8	AQXE	0.00	+0.00

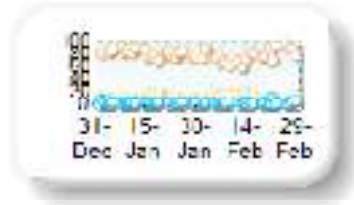
Best Prices Trend



25k EUR deal

Rank	Venue	Best Price (%)	Change
1	XMAD	77.71	-4.17
2	CEUX	12.45	+1.86
3	AQEU	3.30	-0.53
4	TQEX	0.05	-0.15
5	CHIX	0.00	+0.00
6	TRQX	0.00	+0.00
7	BATE	0.00	+0.00
8	AQXE	0.00	+0.00

Best Prices Trend

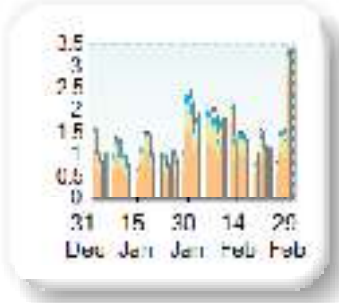


Best Price % measures how often each venue posts an absolute best price (no ties) for stocks. The result is averaged over the stocks in the index and is based on measurements of the order book every 5 seconds.

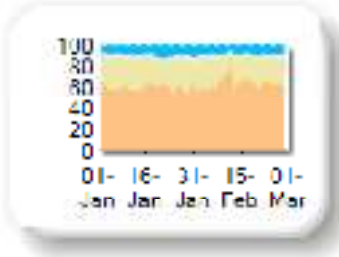
Market Share

Rank	Venue	Market Share	Change
1	XMAD	65.87%	+4.33
2	CEUX	22.70%	-3.07
3	AQEU	7.09%	-0.81
4	TQEX	3.97%	-0.41
5	BATE	0.29%	+0.01
6	TRQX	0.06%	-0.04
7	CHIX	0.01%	+0.00
8	AQXE	0.00%	+0.00

Volume Trend



Market Share Trend



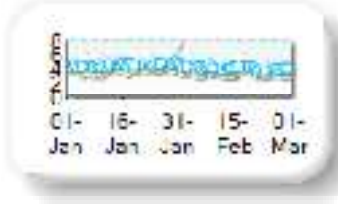
Market share is based on on-book value traded during continuous trading. The share is calculated by averaging over all stocks in the index. The current value shown is for last week and the change is relative to the previous week.

Spreads

At touch

Rank	Venue	Spread (bps)	Change
1	CEUX	3.60	-0.52
2	XMAD	3.71	-0.52
3	AQEU	4.13	-0.43
4	TQEX	4.66	-0.59

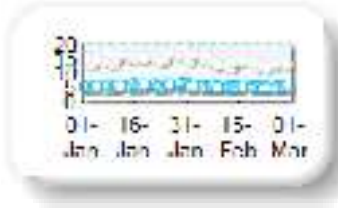
Monthly Spread Trend



25k EUR deal

Rank	Venue	Spread (bps)	Change
1	XMAD	4.69	-0.45
2	CEUX	5.11	-0.45
3	AQEU	5.28	-0.56
4	TQEX	13.65	-1.61

Monthly Spread Trend



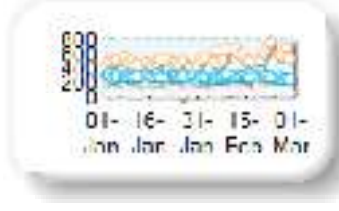
Spreads measure the bid to offer spread of the best visible orders in the book. The result is averaged over the stocks in the index and is based on measurements of the order books every 30 seconds. The value for the spread is quoted in basis points (0.01%).

Book Depths

10BPS Depth (top of book)

Rank	Venue	Depth (1K EUR)	Change
1	XMAD	573.8	+108.7
2	AQEU	278.9	-3.3
3	CEUX	234.2	+19.5
4	TQEX	54.9	+10.2
5	BATE	2.4	+1.1

Monthly Depth Trend



50BPS Depth (deeper into book)

Rank	Venue	Depth (1K EUR)	Change
1	XMAD	2,712.6	+492.7
2	CEUX	813.3	-50.4
3	AQEU	718.0	-21.6
4	TQEX	295.7	+0.3
5	CHIX	47.6	+4.5
6	BATE	16.0	+3.2

Monthly Depth Trend



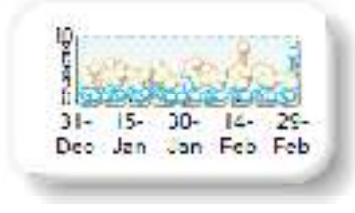
Market depth measures the amount of visible liquidity (bids and offers) in the order book within 10 or 50 BPS of mid price. The result is averaged over the stocks in the index and is based on measurements of the order book every 30 seconds. This is quoted in '000s of EUR.

Best Prices

At touch

Rank	Venue	Best Price (%)	Change
1	XMAD	4.09	+1.32
2	CEUX	3.28	-0.72
3	AQEU	1.06	+0.43
4	TQEX	0.64	-0.25
5	BATE	0.12	-0.01
6	CHIX	0.00	+0.00
7	TRQX	0.00	+0.00
8	AQXE	0.00	+0.00

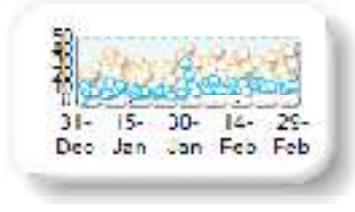
Best Prices Trend



25k EUR deal

Rank	Venue	Best Price (%)	Change
1	XMAD	29.76	+2.05
2	CEUX	20.14	+0.20
3	AQEU	11.15	+2.28
4	TQEX	0.52	+0.11
5	CHIX	0.00	+0.00
6	TRQX	0.00	+0.00
7	BATE	0.00	+0.00
8	AQXE	0.00	+0.00

Best Prices Trend

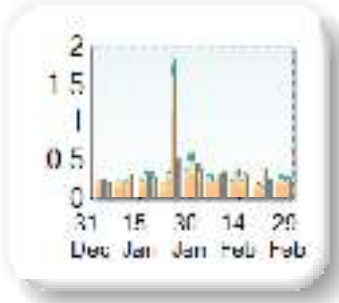


Best Price % measures how often each venue posts an absolute best price (no ties) for stocks. The result is averaged over the stocks in the index and is based on measurements of the order book every 5 seconds.

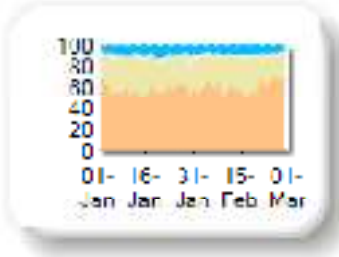
Market Share

Rank	Venue	Market Share	Change
1	XMAD	60.97%	+2.06
2	CEUX	28.16%	-0.39
3	AQEU	6.88%	-0.82
4	TQEX	3.67%	-0.61
5	BATE	0.25%	-0.12
6	TRQX	0.07%	-0.12
7	CHIX	0.00%	+0.00
8	AQXE	0.00%	+0.00

Volume Trend



Market Share Trend



Market share is based on on-book value traded during continuous trading. The share is calculated by averaging over all stocks in the index. The current value shown is for last week and the change is relative to the previous week.

Spreads

At touch

Rank	Venue	Spread (bps)	Change
1	CEUX	6.12	-0.21
2	XMAD	6.56	-0.01
3	AQEU	7.16	-0.30
4	TQEX	14.86	-4.44

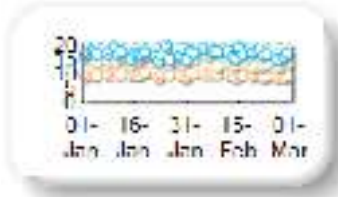
Monthly Spread Trend



25k EUR deal

Rank	Venue	Spread (bps)	Change
1	XMAD	9.13	-0.31
2	CEUX	14.23	-0.85
3	AQEU	16.82	+0.22
4	TQEX	58.58	-9.51

Monthly Spread Trend



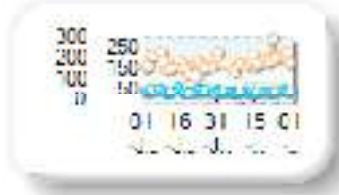
Spreads measure the bid to offer spread of the best visible orders in the book. The result is averaged over the stocks in the index and is based on measurements of the order books every 30 seconds. The value for the spread is quoted in basis points (0.01%).

Book Depths

10BPS Depth (top of book)

Rank	Venue	Depth (1K EUR)	Change
1	XMAD	186.1	+15.6
2	CEUX	48.9	+1.7
3	AQEU	38.5	-3.1
4	TQEX	6.6	+1.7

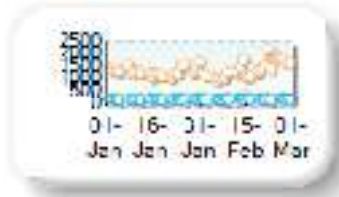
Monthly Depth Trend



50BPS Depth (deeper into book)

Rank	Venue	Depth (1K EUR)	Change
1	XMAD	1,384.9	+74.1
2	CEUX	244.3	+8.6
3	AQEU	182.8	+6.8
4	TQEX	61.7	+6.3
5	BATE	9.3	+1.7

Monthly Depth Trend



Market depth measures the amount of visible liquidity (bids and offers) in the order book within 10 or 50 BPS of mid price. The result is averaged over the stocks in the index and is based on measurements of the order book every 30 seconds. This is quoted in '000s of EUR.

Best Prices

At touch

Rank	Venue	Best Price (%)	Change
1	CEUX	4.54	-1.16
2	XMAD	3.13	-1.94
3	AQEU	0.80	+0.63
4	TQEX	0.58	+0.22
5	BATE	0.00	+0.00
6	CHIX	0.00	+0.00
7	TRQX	0.00	+0.00
8	AQXE	0.00	+0.00

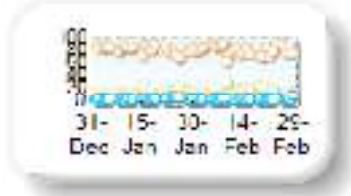
Best Prices Trend



25k EUR deal

Rank	Venue	Best Price (%)	Change
1	XMAD	79.60	-2.14
2	CEUX	14.36	+1.05
3	AQEU	2.78	-0.17
4	TQEX	0.07	+0.01
5	CHIX	0.00	+0.00
6	TRQX	0.00	+0.00
7	BATE	0.00	+0.00
8	AQXE	0.00	+0.00

Best Prices Trend

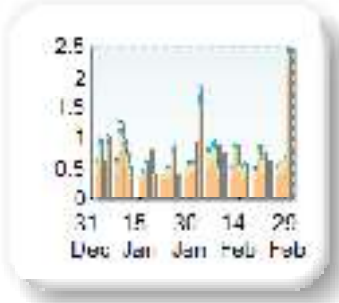


Best Price % measures how often each venue posts an absolute best price (no ties) for stocks. The result is averaged over the stocks in the index and is based on measurements of the order book every 5 seconds.

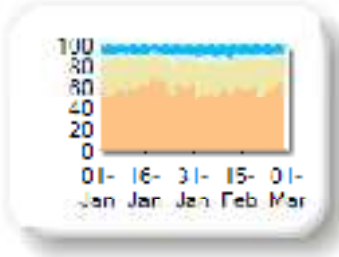
Market Share

Rank	Venue	Market Share	Change
1	XMAD	60.61%	+1.30
2	CEUX	26.15%	-1.38
3	AQEU	7.28%	+0.10
4	TQEX	5.40%	-0.08
5	BATE	0.41%	+0.05
6	TRQX	0.14%	+0.02
7	CHIX	0.01%	0.00
8	AQXE	0.00%	0.00

Volume Trend



Market Share Trend




Market share is based on on-book value traded during continuous trading. The share is calculated by averaging over all stocks in the index. The current value shown is for last week and the change is relative to the previous week.

Spreads

At touch

Rank	Venue	Spread (bps)	Change
1	CEUX	4.74	+0.16
2	XMAD	4.91	+0.34
3	AQEU	5.45	+0.07
4	TQEX	7.37	+1.11
5	BATE	36.83	-31.12

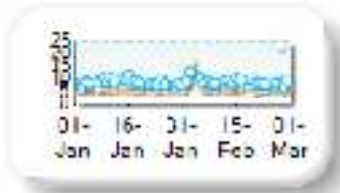
Monthly Spread Trend



25k EUR deal

Rank	Venue	Spread (bps)	Change
1	XMAD	6.54	+0.30
2	CEUX	8.12	+0.11
3	AQEU	9.05	+0.24
4	TQEX	36.08	-0.15

Monthly Spread Trend



Spreads measure the bid to offer spread of the best visible orders in the book. The result is averaged over the stocks in the index and is based on measurements of the order books every 30 seconds. The value for the spread is quoted in basis points (0.01%).

Book Depths

10BPS Depth (top of book)

Rank	Venue	Depth (1K EUR)	Change
1	XMAD	355.2	+26.3
2	CEUX	109.4	+7.5
3	AQEU	101.1	+2.6
4	TQEX	22.1	+0.2
5	BATE	1.1	-0.1

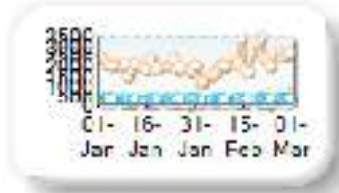
Monthly Depth Trend



50BPS Depth (deeper into book)

Rank	Venue	Depth (1K EUR)	Change
1	XMAD	2,220.7	+227.4
2	CEUX	444.4	+54.6
3	AQEU	327.7	+10.2
4	TQEX	102.7	+3.5
5	BATE	12.5	-1.3

Monthly Depth Trend



Market depth measures the amount of visible liquidity (bids and offers) in the order book within 10 or 50 BPS of mid price. The result is averaged over the stocks in the index and is based on measurements of the order book every 30 seconds. This is quoted in '000s of EUR.

Best Prices

At touch

Rank	Venue	Best Price (%)	Change
1	XMAD	4.87	-0.10
2	CEUX	3.93	+0.24
3	AQEU	1.32	+1.09
4	TQEX	0.69	-0.13
5	BATE	0.17	+0.09
6	CHIX	0.00	+0.00
7	TRQX	0.00	+0.00
8	AQXE	0.00	+0.00

Best Prices Trend



25k EUR deal

Rank	Venue	Best Price (%)	Change
1	XMAD	54.72	-6.28
2	CEUX	24.33	+5.29
3	AQEU	8.77	+0.96
4	TQEX	0.42	-0.03
5	CHIX	0.00	+0.00
6	TRQX	0.00	+0.00
7	BATE	0.00	+0.00
8	AQXE	0.00	+0.00

Best Prices Trend

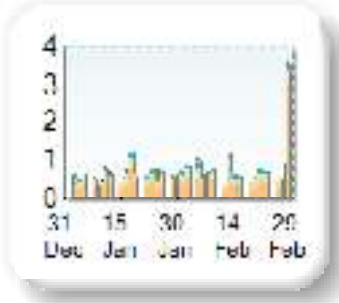


Best Price % measures how often each venue posts an absolute best price (no ties) for stocks. The result is averaged over the stocks in the index and is based on measurements of the order book every 5 seconds.

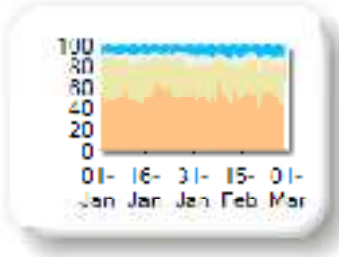
Market Share

Rank	Venue	Market Share	Change
1	XMAD	58.48%	+5.46
2	CEUX	27.07%	-5.53
3	AQEU	7.47%	+0.92
4	TQEX	6.45%	-0.86
5	BATE	0.32%	+0.09
6	TRQX	0.18%	+0.01
7	CHIX	0.03%	-0.09
8	AQXE	0.00%	+0.00

Volume Trend



Market Share Trend



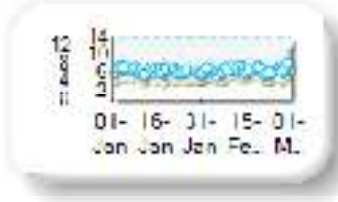
Market share is based on on-book value traded during continuous trading. The share is calculated by averaging over all stocks in the index. The current value shown is for last week and the change is relative to the previous week.

Spreads

At touch

Rank	Venue	Spread (bps)	Change
1	CEUX	5.28	+0.24
2	XMAD	5.60	+0.42
3	AQEU	6.69	+0.12
4	TQEX	7.38	-0.37

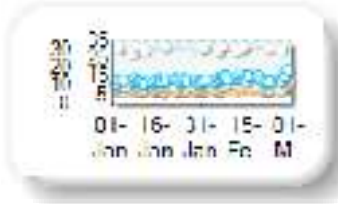
Monthly Spread Trend



25k EUR deal

Rank	Venue	Spread (bps)	Change
1	XMAD	7.89	+0.49
2	CEUX	10.39	+0.51
3	AQEU	14.24	+1.35
4	TQEX	38.74	+2.21

Monthly Spread Trend



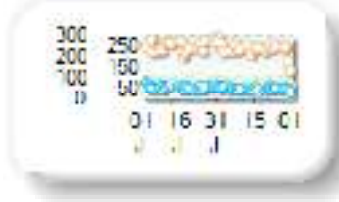
Spreads measure the bid to offer spread of the best visible orders in the book. The result is averaged over the stocks in the index and is based on measurements of the order books every 30 seconds. The value for the spread is quoted in basis points (0.01%).

Book Depths

10BPS Depth (top of book)

Rank	Venue	Depth (1K EUR)	Change
1	XMAD	234.5	-20.0
2	CEUX	75.0	-6.0
3	AQEU	47.5	-9.6
4	TQEX	21.0	-1.0
5	BATE	1.0	+0.0

Monthly Depth Trend



50BPS Depth (deeper into book)

Rank	Venue	Depth (1K EUR)	Change
1	XMAD	1,326.0	-154.3
2	CEUX	306.3	-19.5
3	AQEU	228.4	-26.8
4	TQEX	96.5	-4.6
5	BATE	13.5	-1.4
6	CHIX	10.5	+0.5

Monthly Depth Trend



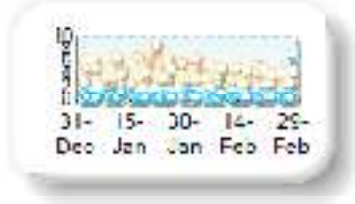
Market depth measures the amount of visible liquidity (bids and offers) in the order book within 10 or 50 BPS of mid price. The result is averaged over the stocks in the index and is based on measurements of the order book every 30 seconds. This is quoted in '000s of EUR.

Best Prices

At touch

Rank	Venue	Best Price (%)	Change
1	CEUX	3.85	-0.56
2	XMAD	3.57	-0.83
3	AQEU	0.79	+0.42
4	TQEX	0.63	+0.08
5	BATE	0.07	-0.13
6	CHIX	0.00	+0.00
7	TRQX	0.00	+0.00
8	AQXE	0.00	+0.00

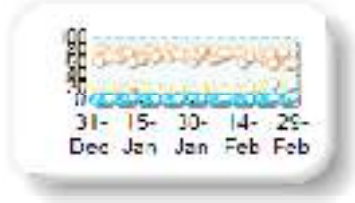
Best Prices Trend



25k EUR deal

Rank	Venue	Best Price (%)	Change
1	XMAD	69.95	-2.91
2	CEUX	21.89	+2.10
3	AQEU	3.00	+0.52
4	TQEX	0.59	+0.30
5	CHIX	0.00	+0.00
6	TRQX	0.00	+0.00
7	BATE	0.00	+0.00
8	AQXE	0.00	+0.00

Best Prices Trend

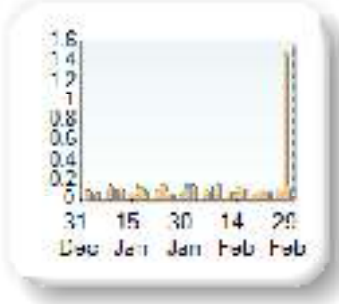


Best Price % measures how often each venue posts an absolute best price (no ties) for stocks. The result is averaged over the stocks in the index and is based on measurements of the order book every 5 seconds.

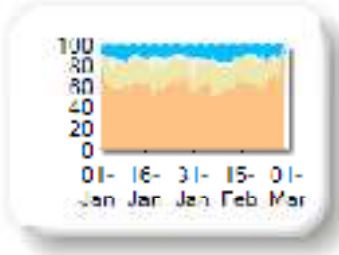
Market Share

Rank	Venue	Market Share	Change
1	XMAD	76.49%	+14.39
2	CEUX	13.42%	-7.67
3	AQEU	7.14%	-3.94
4	TQEX	2.89%	-2.72
5	TRQX	0.05%	-0.01
6	BATE	0.02%	-0.03
7	CHIX	0.00%	-0.01

Volume Trend



Market Share Trend



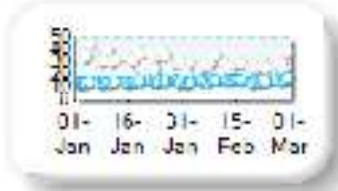
Market share is based on on-book value traded during continuous trading. The share is calculated by averaging over all stocks in the index. The current value shown is for last week and the change is relative to the previous week.

Spreads

At touch

Rank	Venue	Spread (bps)	Change
1	XMAD	15.49	+0.84
2	AQEU	15.64	+0.87
3	CEUX	15.65	+0.80
4	TQEX	28.41	-4.98

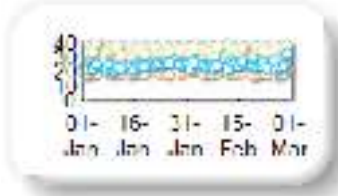
Monthly Spread Trend



25k EUR deal

Rank	Venue	Spread (bps)	Change
1	XMAD	18.69	+0.01
2	AQEU	24.01	+0.61
3	CEUX	34.28	+0.49

Monthly Spread Trend



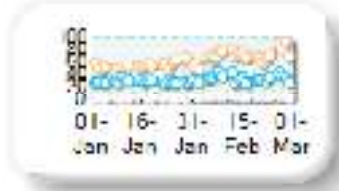
Spreads measure the bid to offer spread of the best visible orders in the book. The result is averaged over the stocks in the index and is based on measurements of the order books every 30 seconds. The value for the spread is quoted in basis points (0.01%).

Book Depths

10BPS Depth (top of book)

Rank	Venue	Depth (1K EUR)	Change
1	XMAD	71.3	+17.1
2	AQEU	35.0	+5.5
3	CEUX	18.7	+3.3
4	TQEX	4.6	+2.3

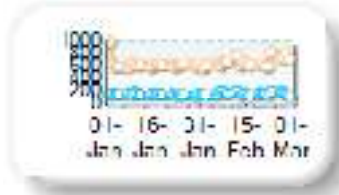
Monthly Depth Trend



50BPS Depth (deeper into book)

Rank	Venue	Depth (1K EUR)	Change
1	XMAD	666.4	+33.9
2	AQEU	164.6	+11.8
3	CEUX	113.8	+5.6
4	TQEX	28.3	+6.2

Monthly Depth Trend



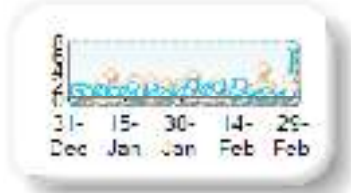
Market depth measures the amount of visible liquidity (bids and offers) in the order book within 10 or 50 BPS of mid price. The result is averaged over the stocks in the index and is based on measurements of the order book every 30 seconds. This is quoted in '000s of EUR.

Best Prices

At touch

Rank	Venue	Best Price (%)	Change
1	XMAD	1.75	+0.33
2	AQEU	1.35	+0.51
3	CEUX	1.18	-0.11
4	TQEX	0.25	-0.08
5	CHIX	0.00	+0.00
6	TRQX	0.00	+0.00
7	BATE	0.00	+0.00
8	AQXE	0.00	+0.00

Best Prices Trend



25k EUR deal

Rank	Venue	Best Price (%)	Change
1	XMAD	66.61	-5.99
2	AQEU	14.62	-4.52
3	CEUX	2.61	+0.84
4	TQEX	0.17	+0.15
5	CHIX	0.00	+0.00
6	TRQX	0.00	+0.00
7	BATE	0.00	+0.00
8	AQXE	0.00	+0.00

Best Prices Trend

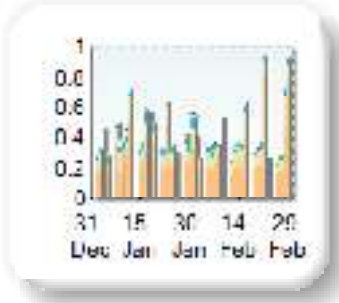


Best Price % measures how often each venue posts an absolute best price (no ties) for stocks. The result is averaged over the stocks in the index and is based on measurements of the order book every 5 seconds.

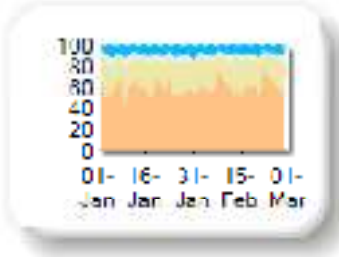
Market Share

Rank	Venue	Market Share	Change
1	XMAD	65.36%	+5.33
2	CEUX	23.55%	-2.31
3	AQEU	6.60%	-1.45
4	TQEX	4.20%	-1.60
5	BATE	0.19%	-0.01
6	TRQX	0.09%	+0.04
7	CHIX	0.00%	-0.01
8	AQXE	0.00%	0.00

Volume Trend



Market Share Trend

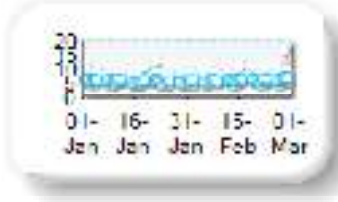


Spreads

At touch

Rank	Venue	Spread (bps)	Change
1	CEUX	5.31	+0.17
2	XMAD	5.65	+0.19
3	AQEU	6.24	+0.26
4	TQEX	8.55	+0.39

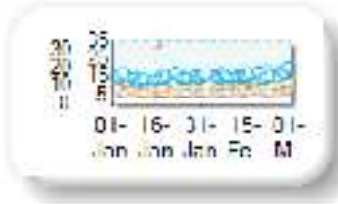
Monthly Spread Trend



25k EUR deal

Rank	Venue	Spread (bps)	Change
1	XMAD	7.84	+0.40
2	CEUX	12.40	+0.41
3	AQEU	16.26	+1.30
4	TQEX	55.16	+1.15

Monthly Spread Trend



Book Depths

10BPS Depth (top of book)

Rank	Venue	Depth (1K EUR)	Change
1	XMAD	243.0	+20.2
2	CEUX	56.2	-1.0
3	AQEU	42.1	-2.5
4	TQEX	14.6	-0.7
5	BATE	1.1	+0.0

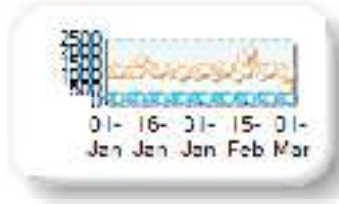
Monthly Depth Trend



50BPS Depth (deeper into book)

Rank	Venue	Depth (1K EUR)	Change
1	XMAD	1,306.1	+35.0
2	CEUX	241.6	-2.2
3	AQEU	184.2	-6.2
4	TQEX	70.5	-2.5
5	BATE	13.3	+1.8

Monthly Depth Trend

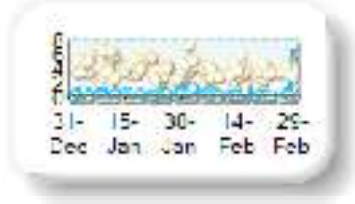


Best Prices

At touch

Rank	Venue	Best Price (%)	Change
1	CEUX	3.95	-0.28
2	XMAD	3.46	-0.56
3	AQEU	0.81	+0.08
4	TQEX	0.37	-0.19
5	BATE	0.09	-0.07
6	CHIX	0.00	+0.00
7	TRQX	0.00	+0.00
8	AQXE	0.00	+0.00

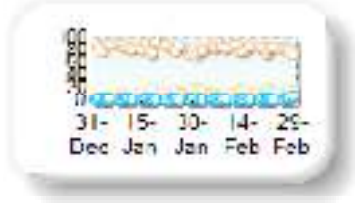
Best Prices Trend



25k EUR deal

Rank	Venue	Best Price (%)	Change
1	XMAD	82.61	-1.37
2	CEUX	13.41	+1.77
3	AQEU	1.85	-0.11
4	TQEX	0.18	-0.05
5	CHIX	0.00	+0.00
6	TRQX	0.00	+0.00
7	BATE	0.00	+0.00
8	AQXE	0.00	+0.00

Best Prices Trend



Market share is based on on-book value traded during continuous trading. The share is calculated by averaging over all stocks in the index. The current value shown is for last week and the change is relative to the previous week.

Spreads measure the bid to offer spread of the best visible orders in the book. The result is averaged over the stocks in the index and is based on measurements of the order books every 30 seconds. The value for the spread is quoted in basis points (0.01%).

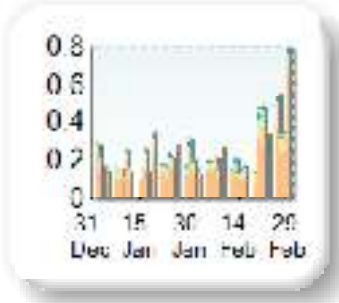
Market depth measures the amount of visible liquidity (bids and offers) in the order book within 10 or 50 BPS of mid price. The result is averaged over the stocks in the index and is based on measurements of the order book every 30 seconds. This is quoted in '000s of EUR.

Best Price % measures how often each venue posts an absolute best price (no ties) for stocks. The result is averaged over the stocks in the index and is based on measurements of the order book every 5 seconds.

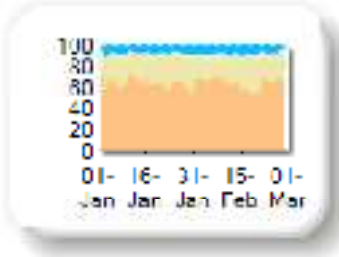
Market Share

Rank	Venue	Market Share	Change
1	XMAD	68.43%	+3.93
2	CEUX	21.59%	-3.21
3	AQEU	5.98%	-0.47
4	TQEX	3.60%	-0.06
5	BATE	0.30%	+0.03
6	TRQX	0.10%	-0.22
7	AQXE	0.00%	0.00
8	CHIX	0.00%	+0.00

Volume Trend



Market Share Trend

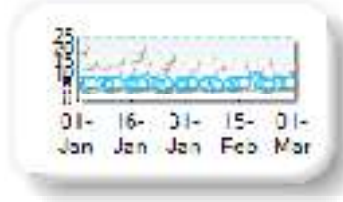


Spreads

At touch

Rank	Venue	Spread (bps)	Change
1	CEUX	6.05	+0.38
2	XMAD	6.22	+0.34
3	AQEU	6.83	+0.19
4	TQEX	17.28	+2.08

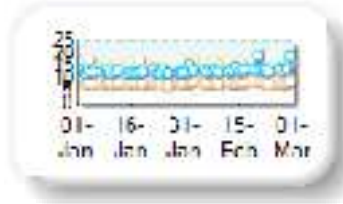
Monthly Spread Trend



25k EUR deal

Rank	Venue	Spread (bps)	Change
1	XMAD	8.83	+0.53
2	AQEU	14.10	+1.33
3	CEUX	15.49	+0.79
4	TQEX	66.11	+1.63

Monthly Spread Trend

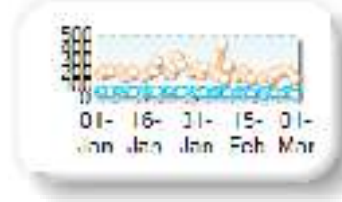


Book Depths

10BPS Depth (top of book)

Rank	Venue	Depth (1K EUR)	Change
1	XMAD	205.6	-20.9
2	AQEU	47.4	-14.4
3	CEUX	42.4	-5.7
4	TQEX	6.5	-0.1
5	BATE	1.2	+0.1

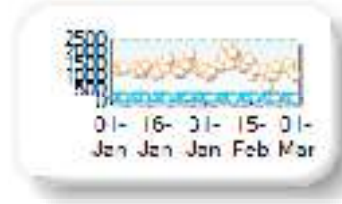
Monthly Depth Trend



50BPS Depth (deeper into book)

Rank	Venue	Depth (1K EUR)	Change
1	XMAD	1,420.8	+0.7
2	CEUX	219.6	+1.0
3	AQEU	199.5	-11.3
4	TQEX	61.5	+1.8
5	BATE	15.9	+6.6

Monthly Depth Trend

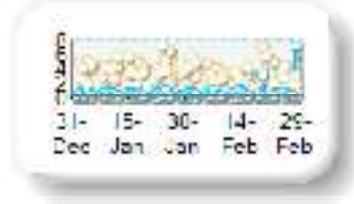


Best Prices

At touch

Rank	Venue	Best Price (%)	Change
1	XMAD	3.44	+0.21
2	CEUX	3.12	-0.87
3	AQEU	0.95	+0.35
4	TQEX	0.33	+0.03
5	BATE	0.06	-0.07
6	CHIX	0.00	+0.00
7	TRQX	0.00	+0.00
8	AQXE	0.00	+0.00

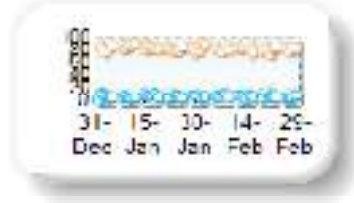
Best Prices Trend



25k EUR deal

Rank	Venue	Best Price (%)	Change
1	XMAD	83.39	-0.59
2	CEUX	7.65	+0.65
3	AQEU	6.66	+0.09
4	TQEX	0.01	-0.03
5	CHIX	0.00	+0.00
6	TRQX	0.00	+0.00
7	BATE	0.00	+0.00
8	AQXE	0.00	+0.00

Best Prices Trend



Market share is based on on-book value traded during continuous trading. The share is calculated by averaging over all stocks in the index. The current value shown is for last week and the change is relative to the previous week.

Spreads measure the bid to offer spread of the best visible orders in the book. The result is averaged over the stocks in the index and is based on measurements of the order books every 30 seconds. The value for the spread is quoted in basis points (0.01%).

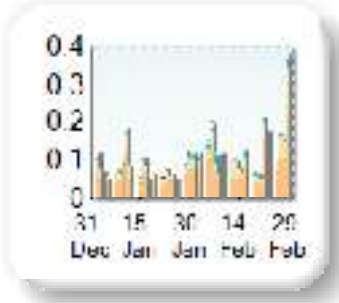
Market depth measures the amount of visible liquidity (bids and offers) in the order book within 10 or 50 BPS of mid price. The result is averaged over the stocks in the index and is based on measurements of the order book every 30 seconds. This is quoted in '000s of EUR.

Best Price % measures how often each venue posts an absolute best price (no ties) for stocks. The result is averaged over the stocks in the index and is based on measurements of the order book every 5 seconds.

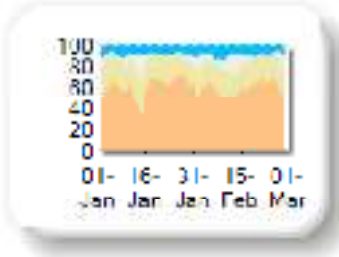
Market Share

Rank	Venue	Market Share	Change
1	XMAD	60.09%	-2.15
2	CEUX	24.76%	+0.27
3	AQEU	7.52%	-0.18
4	TQEX	7.29%	+1.80
5	TRQX	0.26%	+0.19
6	BATE	0.09%	+0.07
7	AQXE	0.00%	+0.00
8	CHIX	0.00%	0.00

Volume Trend



Market Share Trend



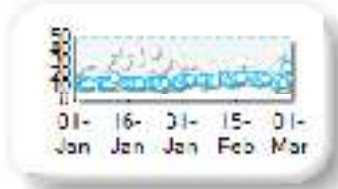
Market share is based on on-book value traded during continuous trading. The share is calculated by averaging over all stocks in the index. The current value shown is for last week and the change is relative to the previous week.

Spreads

At touch

Rank	Venue	Spread (bps)	Change
1	XMAD	14.92	+2.35
2	CEUX	15.01	+2.63
3	AQEU	17.08	+3.29
4	TQEX	28.65	-3.60

Monthly Spread Trend



25k EUR deal

Rank	Venue	Spread (bps)	Change
1	XMAD	18.61	+2.04
2	AQEU	29.38	-0.77
3	CEUX	32.83	+0.92
4	TQEX	83.52	n/a

Monthly Spread Trend



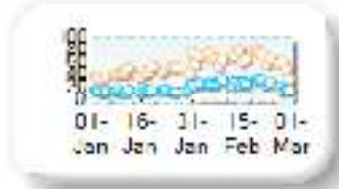
Spreads measure the bid to offer spread of the best visible orders in the book. The result is averaged over the stocks in the index and is based on measurements of the order books every 30 seconds. The value for the spread is quoted in basis points (0.01%).

Book Depths

10BPS Depth (top of book)

Rank	Venue	Depth (1K EUR)	Change
1	XMAD	64.2	+18.7
2	AQEU	25.1	+10.7
3	CEUX	17.6	+5.6
4	TQEX	2.9	+1.3


Monthly Depth Trend



50BPS Depth (deeper into book)

Rank	Venue	Depth (1K EUR)	Change
1	XMAD	973.4	+22.0
2	AQEU	135.7	+27.6
3	CEUX	119.6	-1.0
4	TQEX	34.7	+6.3

Monthly Depth Trend



Market depth measures the amount of visible liquidity (bids and offers) in the order book within 10 or 50 BPS of mid price. The result is averaged over the stocks in the index and is based on measurements of the order book every 30 seconds. This is quoted in '000s of EUR.

Best Prices

At touch

Rank	Venue	Best Price (%)	Change
1	XMAD	2.89	-2.44
2	CEUX	1.89	-2.68
3	AQEU	0.89	-0.30
4	TQEX	0.11	-0.30
5	CHIX	0.00	+0.00
6	TRQX	0.00	+0.00
7	BATE	0.00	-0.01
8	AQXE	0.00	+0.00

Best Prices Trend



25k EUR deal

Rank	Venue	Best Price (%)	Change
1	XMAD	82.80	-11.31
2	AQEU	7.77	+5.59
3	CEUX	4.05	+1.06
4	TQEX	0.05	+0.01
5	CHIX	0.00	+0.00
6	TRQX	0.00	+0.00
7	BATE	0.00	+0.00
8	AQXE	0.00	+0.00

Best Prices Trend

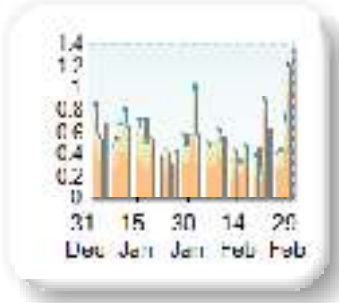


Best Price % measures how often each venue posts an absolute best price (no ties) for stocks. The result is averaged over the stocks in the index and is based on measurements of the order book every 5 seconds.

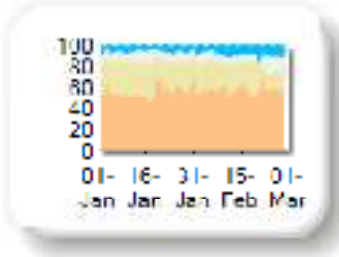
Market Share

Rank	Venue	Market Share	Change
1	XMAD	61.67%	+5.64
2	CEUX	21.37%	-7.52
3	TQEX	8.79%	-0.61
4	AQEU	7.47%	+2.39
5	ENXT	0.35%	+0.15
6	BATE	0.26%	-0.02
7	TRQX	0.09%	-0.03
8	CHIX	0.00%	-0.01

Volume Trend



Market Share Trend



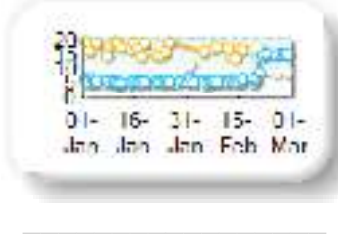
Market share is based on on-book value traded during continuous trading. The share is calculated by averaging over all stocks in the index. The current value shown is for last week and the change is relative to the previous week.

Spreads

At touch

Rank	Venue	Spread (bps)	Change
1	TQEX	7.95	+2.98
2	CEUX	8.01	+3.66
3	XMAD	8.22	+3.52
4	AQEU	8.41	+3.03
5	ENXT	19.86	+2.52

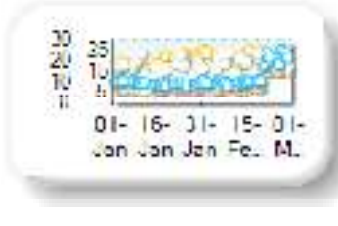
Monthly Spread Trend



25k EUR deal

Rank	Venue	Spread (bps)	Change
1	XMAD	9.37	+3.27
2	CEUX	11.75	+3.91
3	AQEU	13.75	+4.28
4	ENXT	25.22	+5.74
5	TQEX	25.41	+6.80

Monthly Spread Trend



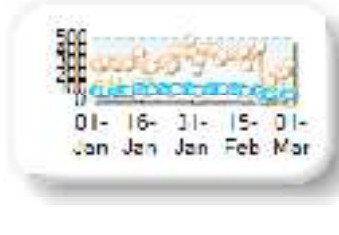
Spreads measure the bid to offer spread of the best visible orders in the book. The result is averaged over the stocks in the index and is based on measurements of the order books every 30 seconds. The value for the spread is quoted in basis points (0.01%).

Book Depths

10BPS Depth (top of book)

Rank	Venue	Depth (1K EUR)	Change
1	XMAD	314.0	-5.7
2	CEUX	90.3	-7.8
3	AQEU	72.7	-10.3
4	TQEX	34.1	-4.1
5	ENXT	30.4	-43.8
6	BATE	1.8	+0.1
7	CHIX	0.1	+0.0


Monthly Depth Trend



50BPS Depth (deeper into book)

Rank	Venue	Depth (1K EUR)	Change
1	XMAD	1,389.9	-289.6
2	ENXT	424.0	-97.0
3	CEUX	289.2	-51.5
4	AQEU	260.0	-37.5
5	TQEX	94.7	-8.8
6	BATE	7.0	-2.7
7	CHIX	0.1	+0.0

Monthly Depth Trend



Market depth measures the amount of visible liquidity (bids and offers) in the order book within 10 or 50 BPS of mid price. The result is averaged over the stocks in the index and is based on measurements of the order book every 30 seconds. This is quoted in '000s of EUR.

Best Prices

At touch

Rank	Venue	Best Price (%)	Change
1	TQEX	27.43	+16.78
2	AQEU	4.19	+3.25
3	CEUX	2.42	-1.31
4	XMAD	1.92	0.00
5	BATE	0.09	+0.04
6	CHIX	0.00	+0.00
7	TRQX	0.00	+0.00
8	AQXE	0.00	+0.00

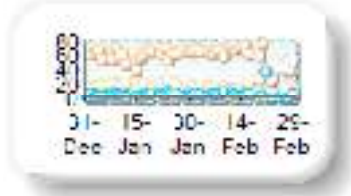
Best Prices Trend



25k EUR deal

Rank	Venue	Best Price (%)	Change
1	XMAD	52.71	-8.14
2	CEUX	11.32	-7.13
3	TQEX	9.67	+7.15
4	AQEU	5.98	+0.83
5	CHIX	0.00	+0.00
6	TRQX	0.00	+0.00
7	BATE	0.00	+0.00
8	AQXE	0.00	+0.00

Best Prices Trend

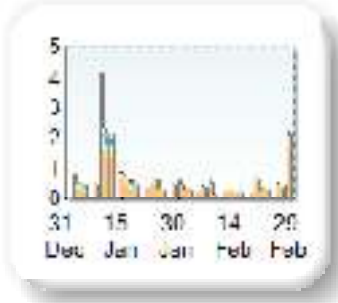


Best Price % measures how often each venue posts an absolute best price (no ties) for stocks. The result is averaged over the stocks in the index and is based on measurements of the order book every 5 seconds.

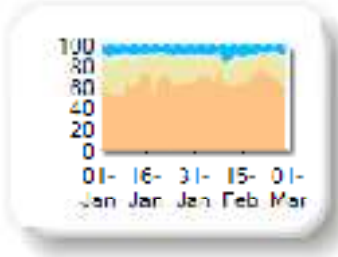
Market Share

Rank	Venue	Market Share	Change
1	XMAD	70.53%	+6.62
2	CEUX	18.85%	-4.39
3	AQEU	6.49%	-0.54
4	TQEX	3.88%	-1.62
5	BATE	0.12%	-0.08
6	TRQX	0.11%	+0.03
7	CHIX	0.03%	-0.02
8	AQXE	0.00%	0.00

Volume Trend



Market Share Trend

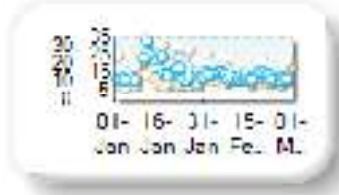


Spreads

At touch

Rank	Venue	Spread (bps)	Change
1	XMAD	11.34	+0.78
2	CEUX	15.25	-0.31
3	AQEU	15.76	-5.67
4	TQEX	21.53	-10.90

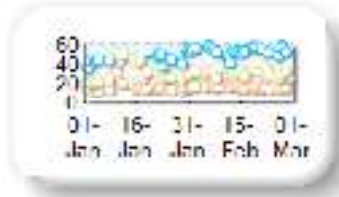
Monthly Spread Trend



25k EUR deal

Rank	Venue	Spread (bps)	Change
1	XMAD	15.81	+0.05
2	CEUX	33.78	-2.85
3	AQEU	54.42	-16.08
4	TQEX	93.03	-53.71

Monthly Spread Trend

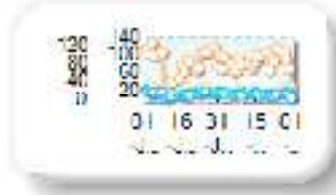


Book Depths

10BPS Depth (top of book)

Rank	Venue	Depth (1K EUR)	Change
1	XMAD	81.8	+1.5
2	CEUX	16.5	-1.3
3	AQEU	11.8	-1.1
4	TQEX	4.8	+0.7

Monthly Depth Trend



50BPS Depth (deeper into book)

Rank	Venue	Depth (1K EUR)	Change
1	XMAD	882.7	+215.8
2	CEUX	158.7	+16.0
3	AQEU	63.4	+4.3
4	TQEX	55.2	+13.6

Monthly Depth Trend

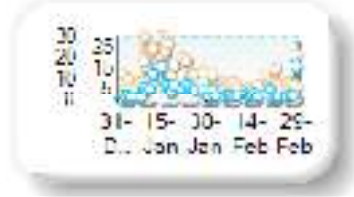


Best Prices

At touch

Rank	Venue	Best Price (%)	Change
1	XMAD	8.56	-7.48
2	CEUX	4.30	-2.36
3	AQEU	2.96	-1.51
4	TQEX	0.85	-0.12
5	CHIX	0.00	+0.00
6	TRQX	0.00	+0.00
7	BATE	0.00	+0.00
8	AQXE	0.00	+0.00

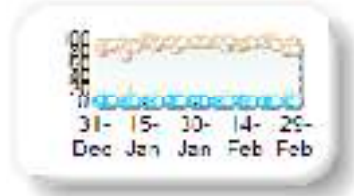
Best Prices Trend



25k EUR deal

Rank	Venue	Best Price (%)	Change
1	XMAD	93.97	+0.97
2	CEUX	4.21	-1.04
3	AQEU	0.82	-0.21
4	TQEX	0.03	-0.10
5	CHIX	0.00	+0.00
6	TRQX	0.00	+0.00
7	BATE	0.00	+0.00
8	AQXE	0.00	+0.00

Best Prices Trend



Market share is based on on-book value traded during continuous trading. The share is calculated by averaging over all stocks in the index. The current value shown is for last week and the change is relative to the previous week.

Spreads measure the bid to offer spread of the best visible orders in the book. The result is averaged over the stocks in the index and is based on measurements of the order books every 30 seconds. The value for the spread is quoted in basis points (0.01%).

Market depth measures the amount of visible liquidity (bids and offers) in the order book within 10 or 50 BPS of mid price. The result is averaged over the stocks in the index and is based on measurements of the order book every 30 seconds. This is quoted in '000s of EUR.

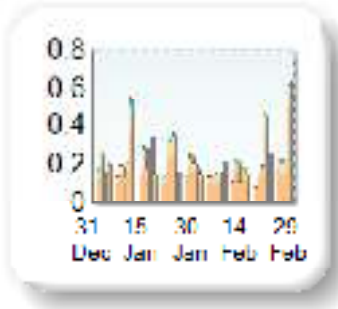
Best Price % measures how often each venue posts an absolute best price (no ties) for stocks. The result is averaged over the stocks in the index and is based on measurements of the order book every 5 seconds.

International Consolidated Airlines Group SA

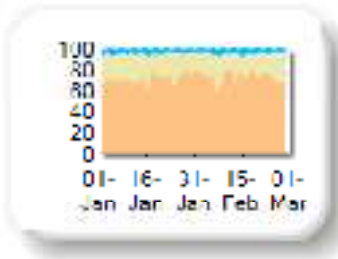
Market Share

Rank	Venue	Market Share	Change
1	XMAD	74.02%	+2.51
2	CEUX	19.48%	-3.64
3	AQEU	3.91%	+0.10
4	TQEX	2.43%	+1.17
5	BATE	0.12%	-0.07
6	CHIX	0.03%	-0.06
7	TRQX	0.01%	-0.01

Volume Trend



Market Share Trend

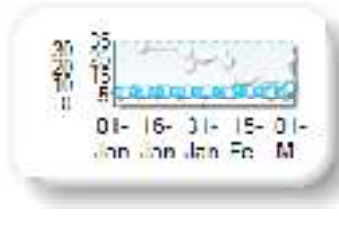


Spreads

At touch

Rank	Venue	Spread (bps)	Change
1	CEUX	7.77	+0.26
2	AQEU	7.77	+0.21
3	XMAD	7.81	+0.51
4	TQEX	19.65	-21.63
5	BATE	65.90	-10.88
6	CHIX	96.96	+7.06

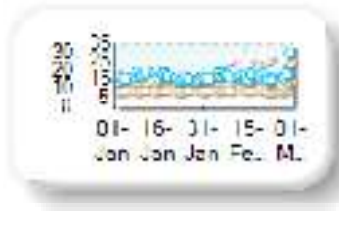
Monthly Spread Trend



25k EUR deal

Rank	Venue	Spread (bps)	Change
1	XMAD	10.13	+0.32
2	CEUX	15.39	+0.40
3	AQEU	17.36	+0.63
4	TQEX	34.69	-23.63

Monthly Spread Trend

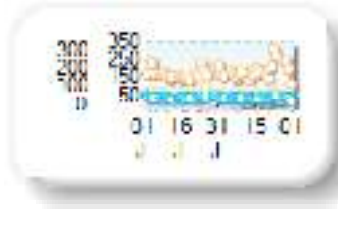


Book Depths

10BPS Depth (top of book)

Rank	Venue	Depth (1K EUR)	Change
1	XMAD	188.3	+9.8
2	CEUX	61.1	-9.5
3	AQEU	38.6	-2.2
4	TQEX	20.4	+16.8
5	CHIX	1.2	+0.2
6	BATE	1.1	-0.1

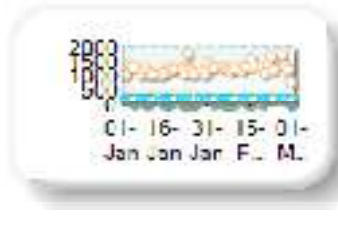
Monthly Depth Trend



50BPS Depth (deeper into book)

Rank	Venue	Depth (1K EUR)	Change
1	XMAD	1,287.2	+94.3
2	CEUX	260.1	-33.6
3	AQEU	166.8	+5.6
4	TQEX	139.3	+24.6
5	BATE	10.0	-3.5
6	CHIX	6.9	-4.6

Monthly Depth Trend

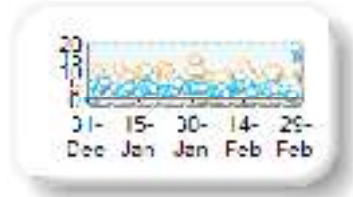


Best Prices

At touch

Rank	Venue	Best Price (%)	Change
1	XMAD	7.63	-3.39
2	CEUX	5.61	+3.11
3	AQEU	4.65	+0.61
4	TQEX	0.69	+0.77
5	BATE	0.16	-0.37
6	CHIX	0.03	-0.04
7	TRQX	0.00	+0.00

Best Prices Trend



25k EUR deal

Rank	Venue	Best Price (%)	Change
1	XMAD	75.30	+1.36
2	CEUX	13.71	-2.39
3	AQEU	7.44	+0.62
4	TQEX	0.18	+0.05
5	CHIX	0.00	+0.00
6	TRQX	0.00	+0.00
7	BATE	0.00	+0.00

Best Prices Trend



Market share is based on on-book value traded during continuous trading. The share is calculated by averaging over all stocks in the index. The current value shown is for last week and the change is relative to the previous week.

Spreads measure the bid to offer spread of the best visible orders in the book. The result is averaged over the stocks in the index and is based on measurements of the order books every 30 seconds. The value for the spread is quoted in basis points (0.01%).

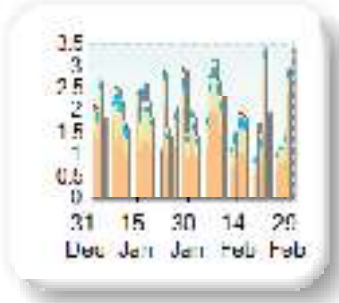
Market depth measures the amount of visible liquidity (bids and offers) in the order book within 10 or 50 BPS of mid price. The result is averaged over the stocks in the index and is based on measurements of the order book every 30 seconds. This is quoted in '000s of EUR.

Best Price % measures how often each venue posts an absolute best price (no ties) for stocks. The result is averaged over the stocks in the index and is based on measurements of the order book every 5 seconds.

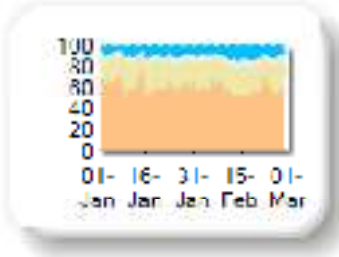
Market Share

Rank	Venue	Market Share	Change
1	XMAD	63.28%	-0.49
2	CEUX	22.31%	-1.01
3	AQEU	9.08%	+0.88
4	TQEX	4.91%	+0.51
5	BATE	0.25%	+0.05
6	TRQX	0.16%	+0.06
7	CHIX	0.01%	+0.00
8	AQXE	0.00%	+0.00

Volume Trend



Market Share Trend




Market share is based on on-book value traded during continuous trading. The share is calculated by averaging over all stocks in the index. The current value shown is for last week and the change is relative to the previous week.

Spreads

At touch

Rank	Venue	Spread (bps)	Change
1	CEUX	5.95	+0.34
2	XMAD	6.05	+0.38
3	AQEU	6.06	+0.27
4	TQEX	6.72	+0.45
5	BATE	49.50	-1.59

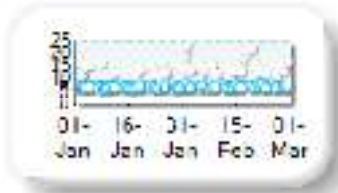
Monthly Spread Trend



25k EUR deal

Rank	Venue	Spread (bps)	Change
1	XMAD	6.48	+0.40
2	CEUX	6.92	+0.56
3	AQEU	7.29	+0.41
4	TQEX	15.75	+2.97

Monthly Spread Trend



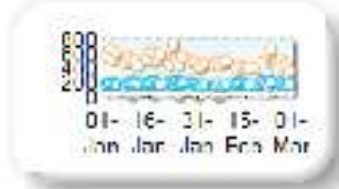
Spreads measure the bid to offer spread of the best visible orders in the book. The result is averaged over the stocks in the index and is based on measurements of the order books every 30 seconds. The value for the spread is quoted in basis points (0.01%).

Book Depths

10BPS Depth (top of book)

Rank	Venue	Depth (1K EUR)	Change
1	XMAD	439.3	-94.6
2	CEUX	196.0	-44.5
3	AQEU	174.5	-12.0
4	TQEX	58.4	-7.6
5	BATE	4.8	-1.0

Monthly Depth Trend



50BPS Depth (deeper into book)

Rank	Venue	Depth (1K EUR)	Change
1	XMAD	2,218.5	-545.2
2	CEUX	648.3	-141.2
3	AQEU	509.8	-61.7
4	TQEX	186.2	-52.0
5	BATE	15.8	-4.6
6	CHIX	8.2	-0.7

Monthly Depth Trend



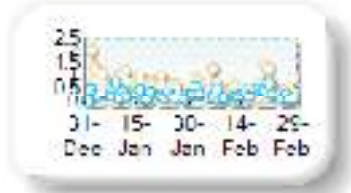
Market depth measures the amount of visible liquidity (bids and offers) in the order book within 10 or 50 BPS of mid price. The result is averaged over the stocks in the index and is based on measurements of the order book every 30 seconds. This is quoted in '000s of EUR.

Best Prices

At touch

Rank	Venue	Best Price (%)	Change
1	XMAD	0.66	-0.15
2	CEUX	0.47	-0.12
3	AQEU	0.31	+0.04
4	TQEX	0.24	-0.09
5	BATE	0.18	-0.04
6	CHIX	0.00	+0.00
7	TRQX	0.00	+0.00
8	AQXE	0.00	+0.00

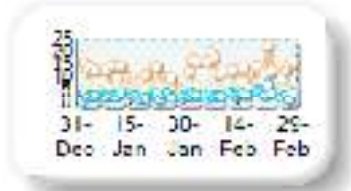
Best Prices Trend



25k EUR deal

Rank	Venue	Best Price (%)	Change
1	XMAD	13.65	+2.75
2	CEUX	5.35	+0.09
3	AQEU	3.29	+0.77
4	TQEX	0.43	-0.06
5	CHIX	0.00	+0.00
6	TRQX	0.00	+0.00
7	BATE	0.00	0.00
8	AQXE	0.00	+0.00

Best Prices Trend

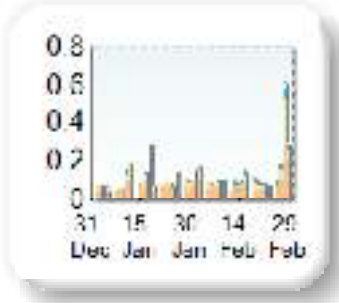


Best Price % measures how often each venue posts an absolute best price (no ties) for stocks. The result is averaged over the stocks in the index and is based on measurements of the order book every 5 seconds.

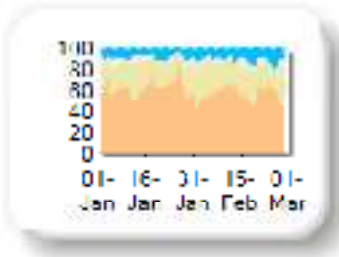
Market Share

Rank	Venue	Market Share	Change
1	XMAD	55.38%	-11.27
2	CEUX	28.87%	+6.69
3	AQEU	10.06%	+2.71
4	TQEX	5.64%	+1.86
5	BATE	0.03%	+0.02
6	TRQX	0.02%	-0.02

Volume Trend



Market Share Trend



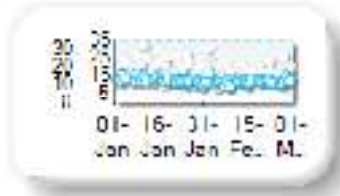
Market share is based on on-book value traded during continuous trading. The share is calculated by averaging over all stocks in the index. The current value shown is for last week and the change is relative to the previous week.

Spreads

At touch

Rank	Venue	Spread (bps)	Change
1	XMAD	11.03	-0.59
2	CEUX	11.16	-0.71
3	AQEU	12.24	-0.89
4	TQEX	21.51	-1.96

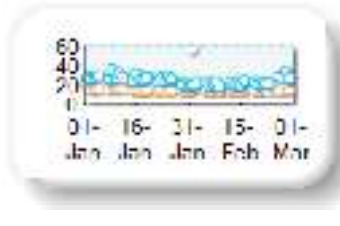
Monthly Spread Trend



25k EUR deal

Rank	Venue	Spread (bps)	Change
1	XMAD	14.70	-0.69
2	AQEU	22.60	-3.65
3	CEUX	24.13	-3.74
4	TQEX	57.10	-14.75

Monthly Spread Trend



Spreads measure the bid to offer spread of the best visible orders in the book. The result is averaged over the stocks in the index and is based on measurements of the order books every 30 seconds. The value for the spread is quoted in basis points (0.01%).

Book Depths

10BPS Depth (top of book)

Rank	Venue	Depth (1K EUR)	Change
1	XMAD	85.6	+13.5
2	AQEU	29.7	+7.1
3	CEUX	27.9	+7.1
4	TQEX	5.7	+1.9

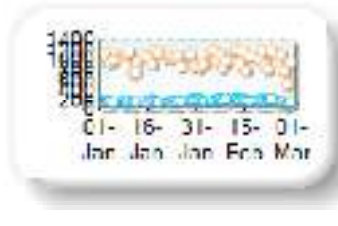
Monthly Depth Trend



50BPS Depth (deeper into book)

Rank	Venue	Depth (1K EUR)	Change
1	XMAD	963.7	-37.9
2	AQEU	160.5	+19.8
3	CEUX	148.6	+26.8
4	TQEX	40.6	+7.0

Monthly Depth Trend



Market depth measures the amount of visible liquidity (bids and offers) in the order book within 10 or 50 BPS of mid price. The result is averaged over the stocks in the index and is based on measurements of the order book every 30 seconds. This is quoted in '000s of EUR.

Best Prices

At touch

Rank	Venue	Best Price (%)	Change
1	XMAD	3.46	-0.05
2	CEUX	1.94	-0.37
3	AQEU	0.99	+0.33
4	TQEX	0.27	-0.09
5	BATE	0.00	+0.00
6	TRQX	0.00	+0.00
7	AQXE	0.00	+0.00

Best Prices Trend



25k EUR deal

Rank	Venue	Best Price (%)	Change
1	XMAD	75.09	-9.27
2	AQEU	9.72	+3.16
3	CEUX	8.47	+3.08
4	TQEX	0.16	+0.14
5	TRQX	0.00	+0.00
6	BATE	0.00	+0.00
7	AQXE	0.00	+0.00

Best Prices Trend

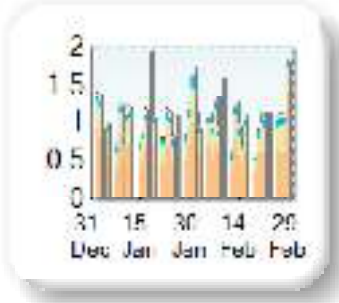


Best Price % measures how often each venue posts an absolute best price (no ties) for stocks. The result is averaged over the stocks in the index and is based on measurements of the order book every 5 seconds.

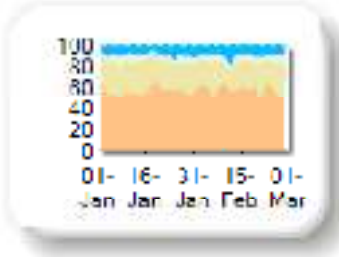
Market Share

Rank	Venue	Market Share	Change
1	XMAD	59.17%	+0.65
2	CEUX	26.12%	-1.09
3	AQEU	8.34%	+0.60
4	TQEX	5.73%	-0.37
5	TRQX	0.33%	+0.23
6	BATE	0.30%	0.00
7	CHIX	0.00%	-0.02
8	AQXE	0.00%	+0.00

Volume Trend



Market Share Trend



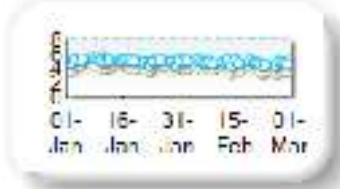
Market share is based on on-book value traded during continuous trading. The share is calculated by averaging over all stocks in the index. The current value shown is for last week and the change is relative to the previous week.

Spreads

At touch

Rank	Venue	Spread (bps)	Change
1	CEUX	3.90	-0.34
2	XMAD	4.22	-0.24
3	AQEU	4.74	-0.24
4	TQEX	4.93	-0.50
5	BATE	43.40	n/a

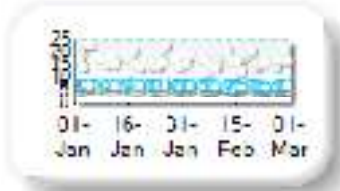
Monthly Spread Trend



25k EUR deal

Rank	Venue	Spread (bps)	Change
1	XMAD	5.27	-0.27
2	CEUX	5.52	-0.55
3	AQEU	6.71	-0.46
4	TQEX	16.44	-1.60
5	BATE	104.87	n/a

Monthly Spread Trend




Spreads measure the bid to offer spread of the best visible orders in the book. The result is averaged over the stocks in the index and is based on measurements of the order books every 30 seconds. The value for the spread is quoted in basis points (0.01%).

Book Depths

10BPS Depth (top of book)

Rank	Venue	Depth (1K EUR)	Change
1	XMAD	446.9	+69.7
2	CEUX	177.6	+15.6
3	AQEU	136.4	+12.7
4	TQEX	47.6	+5.4
5	BATE	2.2	+0.1

Monthly Depth Trend



50BPS Depth (deeper into book)

Rank	Venue	Depth (1K EUR)	Change
1	XMAD	1,922.9	+111.1
2	CEUX	622.3	+19.0
3	AQEU	455.7	+15.6
4	TQEX	143.6	-14.3
5	BATE	20.0	+3.7

Monthly Depth Trend



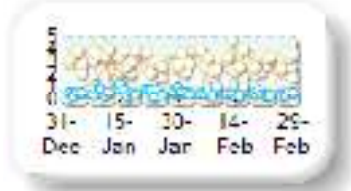
Market depth measures the amount of visible liquidity (bids and offers) in the order book within 10 or 50 BPS of mid price. The result is averaged over the stocks in the index and is based on measurements of the order book every 30 seconds. This is quoted in '000s of EUR.

Best Prices

At touch

Rank	Venue	Best Price (%)	Change
1	CEUX	3.19	-0.14
2	XMAD	2.31	-0.37
3	TQEX	0.57	-0.09
4	AQEU	0.52	-0.02
5	BATE	0.18	-0.34
6	CHIX	0.00	+0.00
7	TRQX	0.00	+0.00
8	AQXE	0.00	+0.00

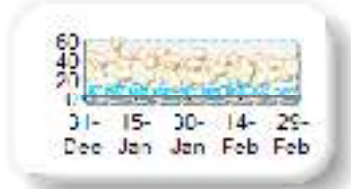
Best Prices Trend



25k EUR deal

Rank	Venue	Best Price (%)	Change
1	XMAD	35.04	-6.02
2	CEUX	24.68	+3.13
3	AQEU	6.20	+0.28
4	TQEX	1.02	+0.10
5	BATE	0.00	+0.00
6	CHIX	0.00	+0.00
7	TRQX	0.00	+0.00
8	AQXE	0.00	+0.00

Best Prices Trend



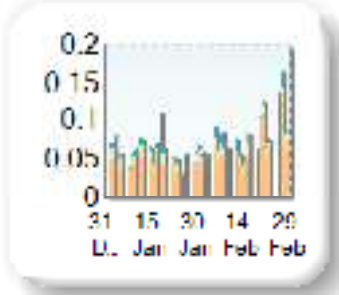
Best Price % measures how often each venue posts an absolute best price (no ties) for stocks. The result is averaged over the stocks in the index and is based on measurements of the order book every 5 seconds.

Cia de Distribucion Integral Logista Holdings SAU

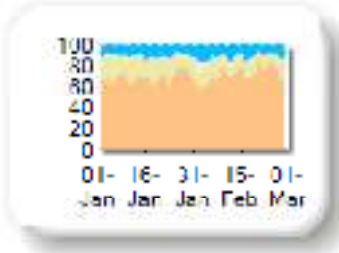
Market Share

Rank	Venue	Market Share	Change
1	XMAD	74.25%	+5.78
2	CEUX	13.94%	-5.07
3	AQEU	9.52%	-0.02
4	TQEX	2.25%	-0.51
5	BATE	0.03%	-0.11
6	TRQX	0.01%	-0.07
7	CHIX	0.01%	0.00

Volume Trend



Market Share Trend



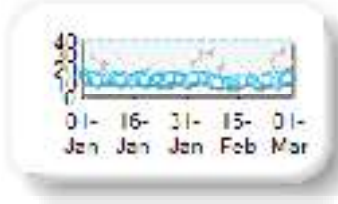
Market share is based on on-book value traded during continuous trading. The share is calculated by averaging over all stocks in the index. The current value shown is for last week and the change is relative to the previous week.

Spreads

At touch

Rank	Venue	Spread (bps)	Change
1	XMAD	11.70	-0.45
2	AQEU	12.33	-0.83
3	CEUX	12.40	-0.40
4	TQEX	24.60	+1.68

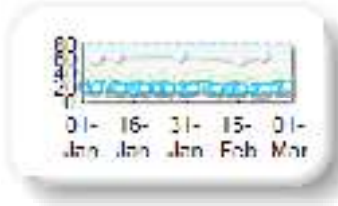
Monthly Spread Trend



25k EUR deal

Rank	Venue	Spread (bps)	Change
1	XMAD	14.63	-0.47
2	AQEU	19.04	-0.88
3	CEUX	30.72	-0.76
4	TQEX	65.17	-0.71

Monthly Spread Trend




Spreads measure the bid to offer spread of the best visible orders in the book. The result is averaged over the stocks in the index and is based on measurements of the order books every 30 seconds. The value for the spread is quoted in basis points (0.01%).

Book Depths

10BPS Depth (top of book)

Rank	Venue	Depth (1K EUR)	Change
1	XMAD	76.5	+9.3
2	AQEU	32.8	+0.5
3	CEUX	18.2	+0.2
4	TQEX	3.6	-0.4
5	BATE	0.5	+0.0

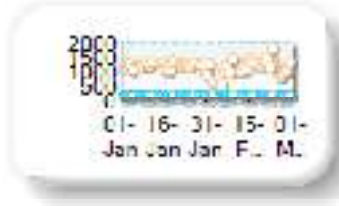
Monthly Depth Trend



50BPS Depth (deeper into book)

Rank	Venue	Depth (1K EUR)	Change
1	XMAD	1,148.7	-44.1
2	AQEU	180.0	+4.6
3	CEUX	106.6	-0.8
4	TQEX	38.7	-5.2
5	BATE	11.4	+2.1

Monthly Depth Trend



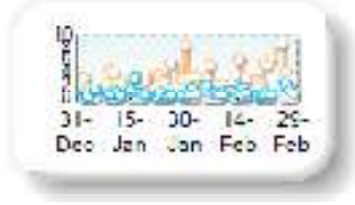
Market depth measures the amount of visible liquidity (bids and offers) in the order book within 10 or 50 BPS of mid price. The result is averaged over the stocks in the index and is based on measurements of the order book every 30 seconds. This is quoted in '000s of EUR.

Best Prices

At touch

Rank	Venue	Best Price (%)	Change
1	XMAD	3.64	+0.78
2	AQEU	0.96	+0.22
3	CEUX	0.91	-0.27
4	TQEX	0.16	+0.09
5	BATE	0.02	+0.02
6	CHIX	0.00	+0.00
7	TRQX	0.00	+0.00

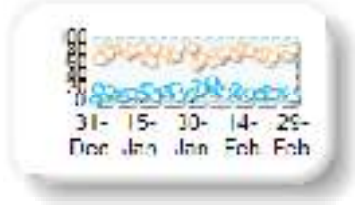
Best Prices Trend



25k EUR deal

Rank	Venue	Best Price (%)	Change
1	XMAD	73.17	-2.59
2	AQEU	14.10	+1.50
3	CEUX	1.66	+0.11
4	TQEX	0.02	-0.05
5	CHIX	0.00	+0.00
6	TRQX	0.00	+0.00
7	BATE	0.00	+0.00

Best Prices Trend

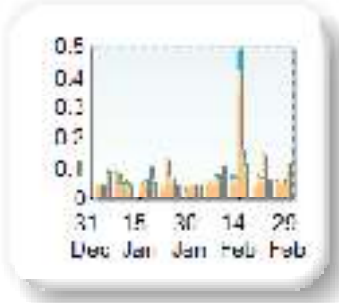


Best Price % measures how often each venue posts an absolute best price (no ties) for stocks. The result is averaged over the stocks in the index and is based on measurements of the order book every 5 seconds.

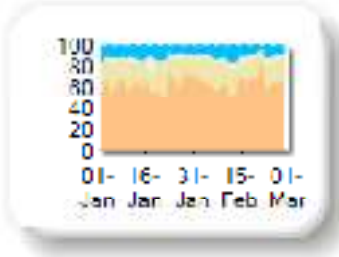
Market Share

Rank	Venue	Market Share	Change
1	XMAD	68.08%	+2.23
2	CEUX	18.86%	-0.76
3	AQEU	9.80%	+0.26
4	TQEX	3.12%	-1.84
5	TRQX	0.11%	+0.09
6	BATE	0.03%	+0.03
7	AQXE	0.00%	+0.00
8	CHIX	0.00%	0.00

Volume Trend



Market Share Trend



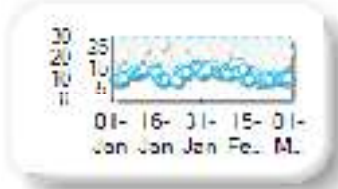
Market share is based on on-book value traded during continuous trading. The share is calculated by averaging over all stocks in the index. The current value shown is for last week and the change is relative to the previous week.

Spreads

At touch

Rank	Venue	Spread (bps)	Change
1	XMAD	11.39	-0.39
2	CEUX	11.51	-0.32
3	AQEU	12.17	-0.05
4	TQEX	22.00	+1.50

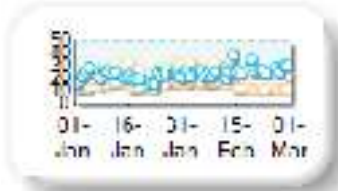
Monthly Spread Trend



25k EUR deal

Rank	Venue	Spread (bps)	Change
1	XMAD	14.59	-0.32
2	AQEU	26.48	+4.36
3	CEUX	28.10	-0.10
4	TQEX	70.79	-1.46

Monthly Spread Trend



Spreads measure the bid to offer spread of the best visible orders in the book. The result is averaged over the stocks in the index and is based on measurements of the order books every 30 seconds. The value for the spread is quoted in basis points (0.01%).

Book Depths

10BPS Depth (top of book)

Rank	Venue	Depth (1K EUR)	Change
1	XMAD	74.3	+3.9
2	AQEU	25.5	-4.0
3	CEUX	20.2	+0.6
4	TQEX	4.5	-0.1

Monthly Depth Trend



50BPS Depth (deeper into book)

Rank	Venue	Depth (1K EUR)	Change
1	XMAD	1,077.5	+34.0
2	AQEU	122.6	-9.9
3	CEUX	117.5	-2.9
4	TQEX	40.8	+2.6
5	BATE	2.4	+0.1

Monthly Depth Trend



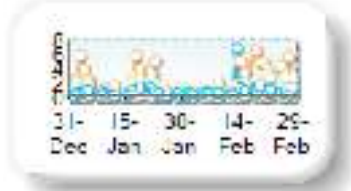
Market depth measures the amount of visible liquidity (bids and offers) in the order book within 10 or 50 BPS of mid price. The result is averaged over the stocks in the index and is based on measurements of the order book every 30 seconds. This is quoted in '000s of EUR.

Best Prices

At touch

Rank	Venue	Best Price (%)	Change
1	XMAD	2.83	+0.58
2	CEUX	1.69	+0.59
3	AQEU	1.02	+0.54
4	TQEX	0.36	+0.13
5	CHIX	0.00	+0.00
6	TRQX	0.00	+0.00
7	BATE	0.00	+0.00
8	AQXE	0.00	+0.00

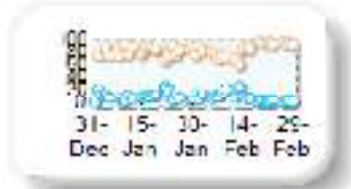
Best Prices Trend



25k EUR deal

Rank	Venue	Best Price (%)	Change
1	XMAD	85.21	+2.93
2	AQEU	7.42	-2.70
3	CEUX	2.81	+1.09
4	TQEX	0.01	+0.00
5	CHIX	0.00	+0.00
6	TRQX	0.00	+0.00
7	BATE	0.00	+0.00
8	AQXE	0.00	+0.00

Best Prices Trend

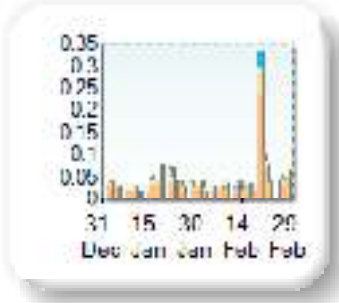


Best Price % measures how often each venue posts an absolute best price (no ties) for stocks. The result is averaged over the stocks in the index and is based on measurements of the order book every 5 seconds.

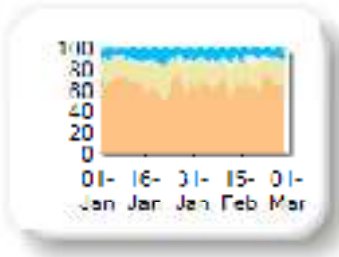
Market Share

Rank	Venue	Market Share	Change
1	XMAD	68.18%	+2.81
2	CEUX	19.73%	-2.47
3	AQEU	9.04%	-0.94
4	TQEX	2.94%	+0.58
5	TRQX	0.07%	+0.02
6	BATE	0.03%	+0.01

Volume Trend



Market Share Trend



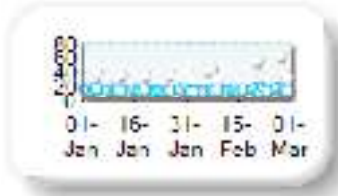
Market share is based on on-book value traded during continuous trading. The share is calculated by averaging over all stocks in the index. The current value shown is for last week and the change is relative to the previous week.

Spreads

At touch

Rank	Venue	Spread (bps)	Change
1	XMAD	14.53	-0.32
2	CEUX	15.08	-0.17
3	AQEU	15.67	+0.13
4	TQEX	33.86	+0.85

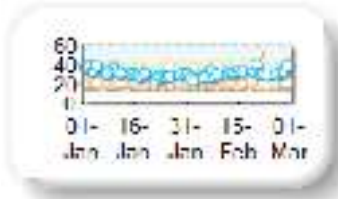
Monthly Spread Trend



25k EUR deal

Rank	Venue	Spread (bps)	Change
1	XMAD	19.96	-0.02
2	AQEU	30.68	-0.04
3	CEUX	37.61	+1.68

Monthly Spread Trend



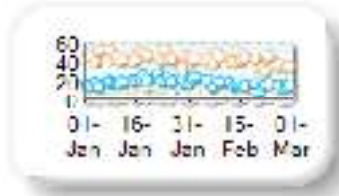
Spreads measure the bid to offer spread of the best visible orders in the book. The result is averaged over the stocks in the index and is based on measurements of the order books every 30 seconds. The value for the spread is quoted in basis points (0.01%).

Book Depths

10BPS Depth (top of book)

Rank	Venue	Depth (1K EUR)	Change
1	XMAD	39.9	-5.6
2	AQEU	17.8	-2.8
3	CEUX	11.8	-1.1
4	TQEX	1.6	+0.1

Monthly Depth Trend



50BPS Depth (deeper into book)

Rank	Venue	Depth (1K EUR)	Change
1	XMAD	721.7	-96.1
2	AQEU	115.8	+1.9
3	CEUX	99.4	-6.2
4	TQEX	26.5	-1.6

Monthly Depth Trend



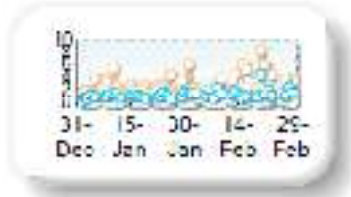
Market depth measures the amount of visible liquidity (bids and offers) in the order book within 10 or 50 BPS of mid price. The result is averaged over the stocks in the index and is based on measurements of the order book every 30 seconds. This is quoted in '000s of EUR.

Best Prices

At touch

Rank	Venue	Best Price (%)	Change
1	XMAD	3.90	+0.91
2	CEUX	1.85	+0.37
3	AQEU	1.58	+0.43
4	TQEX	0.25	+0.11
5	CHIX	0.00	+0.00
6	TRQX	0.00	+0.00
7	BATE	0.00	+0.00

Best Prices Trend



25k EUR deal

Rank	Venue	Best Price (%)	Change
1	XMAD	86.22	+0.24
2	AQEU	10.64	+0.14
3	CEUX	2.06	+0.34
4	TQEX	0.05	+0.04
5	CHIX	0.00	+0.00
6	TRQX	0.00	+0.00
7	BATE	0.00	+0.00

Best Prices Trend

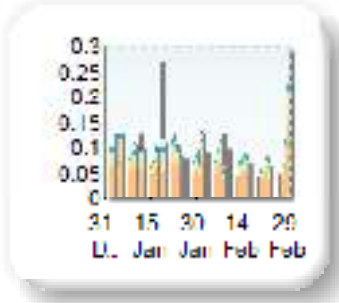


Best Price % measures how often each venue posts an absolute best price (no ties) for stocks. The result is averaged over the stocks in the index and is based on measurements of the order book every 5 seconds.

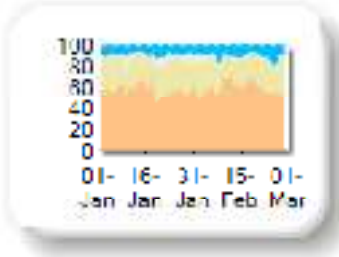
Market Share

Rank	Venue	Market Share	Change
1	XMAD	59.42%	-1.60
2	CEUX	27.16%	+0.43
3	AQEU	8.41%	+1.10
4	TQEX	4.99%	+0.13
5	BATE	0.01%	-0.01
6	TRQX	0.01%	-0.05
7	CHIX	0.00%	0.00
8	AQXE	0.00%	0.00

Volume Trend



Market Share Trend

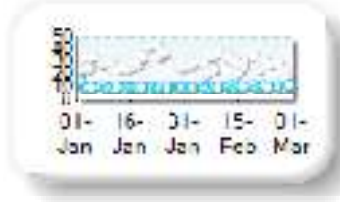


Spreads

At touch

Rank	Venue	Spread (bps)	Change
1	CEUX	10.29	-0.07
2	XMAD	10.49	-0.07
3	AQEU	10.91	+0.14
4	TQEX	30.09	-1.26

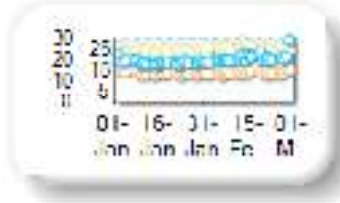
Monthly Spread Trend



25k EUR deal

Rank	Venue	Spread (bps)	Change
1	XMAD	13.94	-0.11
2	AQEU	20.93	+2.05
3	CEUX	25.46	+1.65

Monthly Spread Trend

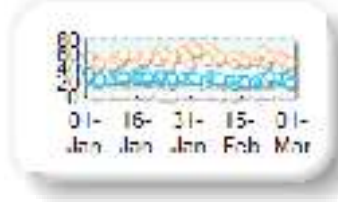


Book Depths

10BPS Depth (top of book)

Rank	Venue	Depth (1K EUR)	Change
1	XMAD	54.5	+3.1
2	AQEU	23.4	-2.3
3	CEUX	19.9	-1.1
4	TQEX	2.7	+0.2
5	BATE	0.0	+0.0

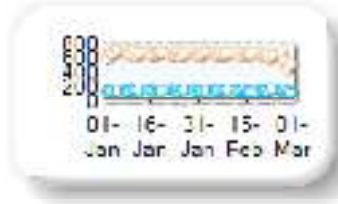
Monthly Depth Trend



50BPS Depth (deeper into book)

Rank	Venue	Depth (1K EUR)	Change
1	XMAD	624.7	-29.8
2	AQEU	142.9	-9.0
3	CEUX	122.6	-7.0
4	TQEX	23.8	+0.9
5	BATE	5.1	+0.4

Monthly Depth Trend

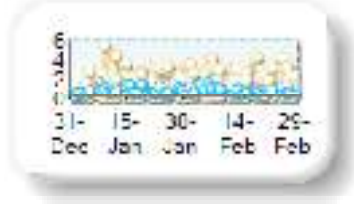


Best Prices

At touch

Rank	Venue	Best Price (%)	Change
1	CEUX	2.56	-0.31
2	XMAD	2.31	-0.13
3	TQEX	0.68	+0.01
4	AQEU	0.63	-0.03
5	BATE	0.04	+0.04
6	CHIX	0.00	+0.00
7	TRQX	0.00	+0.00
8	AQXE	0.00	+0.00

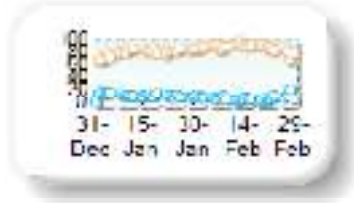
Best Prices Trend



25k EUR deal

Rank	Venue	Best Price (%)	Change
1	XMAD	87.26	+6.02
2	AQEU	7.55	-4.14
3	CEUX	3.67	-0.83
4	TQEX	0.01	+0.00
5	CHIX	0.00	+0.00
6	TRQX	0.00	+0.00
7	BATE	0.00	+0.00
8	AQXE	0.00	+0.00

Best Prices Trend



Market share is based on on-book value traded during continuous trading. The share is calculated by averaging over all stocks in the index. The current value shown is for last week and the change is relative to the previous week.

Spreads measure the bid to offer spread of the best visible orders in the book. The result is averaged over the stocks in the index and is based on measurements of the order books every 30 seconds. The value for the spread is quoted in basis points (0.01%).

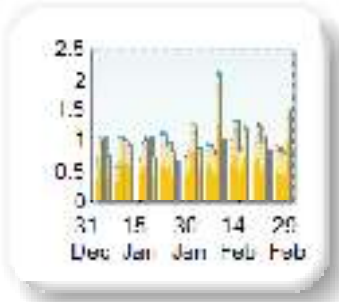
Market depth measures the amount of visible liquidity (bids and offers) in the order book within 10 or 50 BPS of mid price. The result is averaged over the stocks in the index and is based on measurements of the order book every 30 seconds. This is quoted in '000s of EUR.

Best Price % measures how often each venue posts an absolute best price (no ties) for stocks. The result is averaged over the stocks in the index and is based on measurements of the order book every 5 seconds.

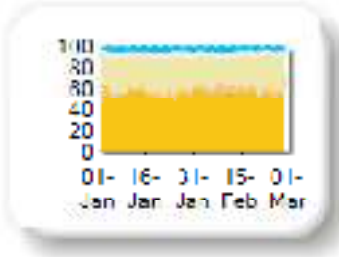
Market Share

Rank	Venue	Market Share	Change
1	ENXT	56.85%	+1.69
2	CEUX	28.03%	-2.09
3	XMAD	5.78%	+1.06
4	TQEX	4.72%	-0.42
5	AQEU	4.42%	-0.37
6	TRQX	0.18%	+0.11
7	BATE	0.02%	+0.01
8	CHIX	0.01%	+0.01
9	AQXE	0.00%	+0.00

Volume Trend



Market Share Trend



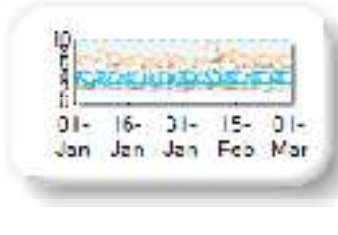
Market share is based on on-book value traded during continuous trading. The share is calculated by averaging over all stocks in the index. The current value shown is for last week and the change is relative to the previous week.

Spreads

At touch

Rank	Venue	Spread (bps)	Change
1	ENXT	3.33	-0.04
2	CEUX	3.46	+0.13
3	AQEU	4.11	+0.14
4	TQEX	4.83	+0.16
5	XMAD	6.75	+0.21
6	BATE	160.26	-21.52
7	CHIX	163.53	-24.91

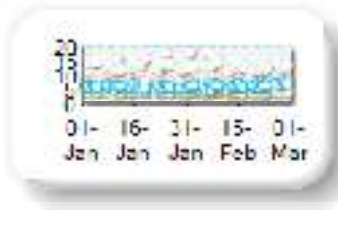
Monthly Spread Trend



25k EUR deal

Rank	Venue	Spread (bps)	Change
1	ENXT	4.16	-0.03
2	CEUX	5.05	+0.36
3	AQEU	6.60	+0.43
4	XMAD	8.29	+0.09
5	TQEX	13.97	-0.04

Monthly Spread Trend



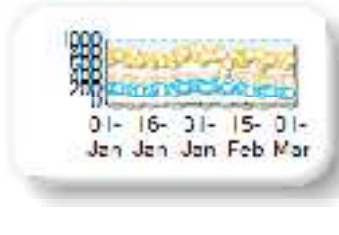
Spreads measure the bid to offer spread of the best visible orders in the book. The result is averaged over the stocks in the index and is based on measurements of the order books every 30 seconds. The value for the spread is quoted in basis points (0.01%).

Book Depths

10BPS Depth (top of book)

Rank	Venue	Depth (1K EUR)	Change
1	ENXT	695.8	-33.0
2	XMAD	362.4	+8.2
3	CEUX	241.6	-15.9
4	AQEU	219.2	-14.4
5	TQEX	64.7	+2.5
6	BATE	0.0	+0.0
7	CHIX	0.0	+0.0

Monthly Depth Trend



50BPS Depth (deeper into book)

Rank	Venue	Depth (1K EUR)	Change
1	ENXT	2,932.8	-363.8
2	XMAD	1,398.0	-3.5
3	CEUX	706.1	-29.6
4	AQEU	536.5	-28.0
5	TQEX	244.6	+3.1
6	BATE	3.5	+0.1
7	CHIX	0.6	-0.9

Monthly Depth Trend



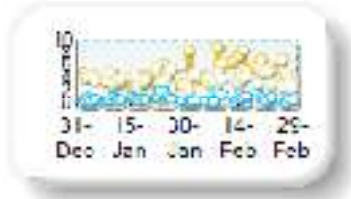
Market depth measures the amount of visible liquidity (bids and offers) in the order book within 10 or 50 BPS of mid price. The result is averaged over the stocks in the index and is based on measurements of the order book every 30 seconds. This is quoted in '000s of EUR.

Best Prices

At touch

Rank	Venue	Best Price (%)	Change
1	ENXT	5.71	+3.03
2	CEUX	4.13	-0.84
3	AQEU	0.78	-0.18
4	TQEX	0.57	-0.25
5	BATE	0.01	+0.00
6	CHIX	0.00	+0.00
7	TRQX	0.00	+0.00
8	AQXE	0.00	+0.00

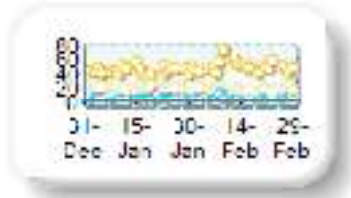
Best Prices Trend



25k EUR deal

Rank	Venue	Best Price (%)	Change
1	ENXT	50.30	+5.93
2	CEUX	18.55	-3.14
3	AQEU	2.48	-0.03
4	TQEX	0.30	+0.05
5	CHIX	0.00	+0.00
6	TRQX	0.00	+0.00
7	BATE	0.00	+0.00
8	AQXE	0.00	+0.00

Best Prices Trend



Best Price % measures how often each venue posts an absolute best price (no ties) for stocks. The result is averaged over the stocks in the index and is based on measurements of the order book every 5 seconds.

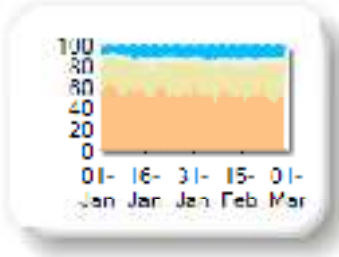
Market Share

Rank	Venue	Market Share	Change
1	XMAD	71.99%	+14.56
2	CEUX	17.77%	-8.66
3	AQEU	6.38%	-3.18
4	TQEX	3.57%	-2.69
5	BATE	0.18%	+0.04
6	TRQX	0.10%	-0.07
7	AQXE	0.00%	+0.00
8	CHIX	0.00%	-0.01

Volume Trend



Market Share Trend



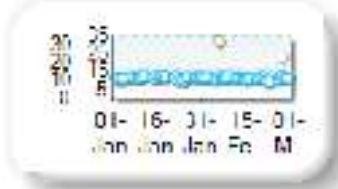
Market share is based on on-book value traded during continuous trading. The share is calculated by averaging over all stocks in the index. The current value shown is for last week and the change is relative to the previous week.

Spreads

At touch

Rank	Venue	Spread (bps)	Change
1	CEUX	11.37	-0.32
2	XMAD	11.62	-0.31
3	AQEU	11.69	-0.32
4	TQEX	14.27	-0.20
5	BATE	32.00	n/a

Monthly Spread Trend



25k EUR deal

Rank	Venue	Spread (bps)	Change
1	XMAD	13.85	+0.13
2	AQEU	16.28	+1.10
3	CEUX	18.55	+0.14
4	TQEX	50.43	+2.60

Monthly Spread Trend




Spreads measure the bid to offer spread of the best visible orders in the book. The result is averaged over the stocks in the index and is based on measurements of the order books every 30 seconds. The value for the spread is quoted in basis points (0.01%).

Book Depths

10BPS Depth (top of book)

Rank	Venue	Depth (1K EUR)	Change
1	XMAD	79.0	-6.2
2	AQEU	42.4	-5.5
3	CEUX	38.5	+1.0
4	TQEX	12.6	+1.1
5	BATE	2.5	+0.9

Monthly Depth Trend



50BPS Depth (deeper into book)

Rank	Venue	Depth (1K EUR)	Change
1	XMAD	1,061.4	-188.4
2	AQEU	213.2	-23.3
3	CEUX	173.7	-12.9
4	TQEX	56.8	-3.8
5	BATE	4.8	+0.6

Monthly Depth Trend



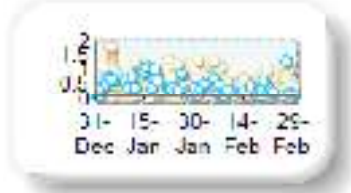
Market depth measures the amount of visible liquidity (bids and offers) in the order book within 10 or 50 BPS of mid price. The result is averaged over the stocks in the index and is based on measurements of the order book every 30 seconds. This is quoted in '000s of EUR.

Best Prices

At touch

Rank	Venue	Best Price (%)	Change
1	CEUX	0.56	-0.19
2	XMAD	0.55	-0.18
3	AQEU	0.29	-0.07
4	TQEX	0.12	-0.23
5	BATE	0.11	-0.03
6	CHIX	0.00	+0.00
7	TRQX	0.00	+0.00
8	AQXE	0.00	+0.00

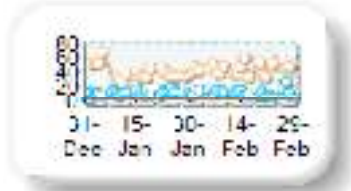
Best Prices Trend



25k EUR deal

Rank	Venue	Best Price (%)	Change
1	XMAD	43.42	+5.67
2	AQEU	11.25	+1.18
3	CEUX	6.38	+1.31
4	TQEX	0.23	+0.03
5	CHIX	0.00	+0.00
6	TRQX	0.00	+0.00
7	BATE	0.00	+0.00
8	AQXE	0.00	+0.00

Best Prices Trend

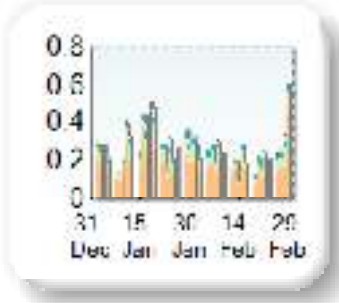


Best Price % measures how often each venue posts an absolute best price (no ties) for stocks. The result is averaged over the stocks in the index and is based on measurements of the order book every 5 seconds.

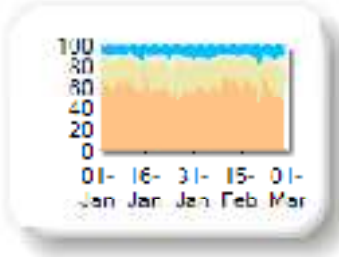
Market Share

Rank	Venue	Market Share	Change
1	XMAD	62.33%	+2.10
2	CEUX	23.97%	-1.21
3	AQEU	9.37%	+0.77
4	TQEX	4.07%	-1.42
5	BATE	0.22%	0.00
6	TRQX	0.04%	-0.24
7	CHIX	0.00%	+0.00
8	AQXE	0.00%	+0.00

Volume Trend



Market Share Trend




Market share is based on on-book value traded during continuous trading. The share is calculated by averaging over all stocks in the index. The current value shown is for last week and the change is relative to the previous week.

Spreads

At touch

Rank	Venue	Spread (bps)	Change
1	CEUX	5.85	+0.06
2	XMAD	6.19	+0.00
3	AQEU	6.55	-0.08
4	TQEX	12.70	+0.13
5	BATE	63.77	-23.40

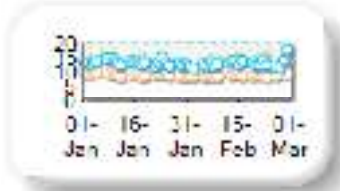
Monthly Spread Trend



25k EUR deal

Rank	Venue	Spread (bps)	Change
1	XMAD	8.94	-0.15
2	AQEU	12.88	-0.27
3	CEUX	14.01	-0.03
4	TQEX	63.07	-6.62
5	BATE	140.16	n/a

Monthly Spread Trend



Spreads measure the bid to offer spread of the best visible orders in the book. The result is averaged over the stocks in the index and is based on measurements of the order books every 30 seconds. The value for the spread is quoted in basis points (0.01%).

Book Depths

10BPS Depth (top of book)

Rank	Venue	Depth (1K EUR)	Change
1	XMAD	181.0	+20.8
2	AQEU	52.7	-1.8
3	CEUX	47.3	-2.2
4	TQEX	7.7	-0.7
5	BATE	0.8	-0.1

Monthly Depth Trend



50BPS Depth (deeper into book)

Rank	Venue	Depth (1K EUR)	Change
1	XMAD	1,111.3	+56.0
2	CEUX	212.5	+5.6
3	AQEU	208.3	+5.6
4	TQEX	64.4	+2.7
5	BATE	14.8	+4.8

Monthly Depth Trend



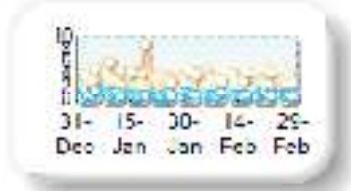
Market depth measures the amount of visible liquidity (bids and offers) in the order book within 10 or 50 BPS of mid price. The result is averaged over the stocks in the index and is based on measurements of the order book every 30 seconds. This is quoted in '000s of EUR.

Best Prices

At touch

Rank	Venue	Best Price (%)	Change
1	XMAD	3.11	+0.01
2	CEUX	3.06	-0.08
3	AQEU	0.76	-0.07
4	TQEX	0.54	+0.02
5	BATE	0.35	+0.25
6	CHIX	0.00	+0.00
7	TRQX	0.00	+0.00
8	AQXE	0.00	+0.00

Best Prices Trend



25k EUR deal

Rank	Venue	Best Price (%)	Change
1	XMAD	73.86	+2.41
2	CEUX	12.52	-1.59
3	AQEU	11.86	+0.15
4	TQEX	0.06	-0.02
5	CHIX	0.00	+0.00
6	TRQX	0.00	+0.00
7	BATE	0.00	+0.00
8	AQXE	0.00	+0.00

Best Prices Trend

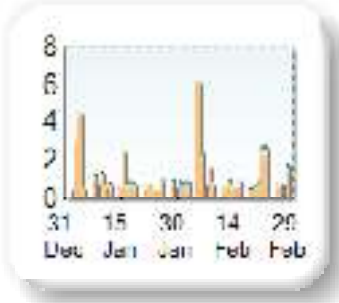


Best Price % measures how often each venue posts an absolute best price (no ties) for stocks. The result is averaged over the stocks in the index and is based on measurements of the order book every 5 seconds.

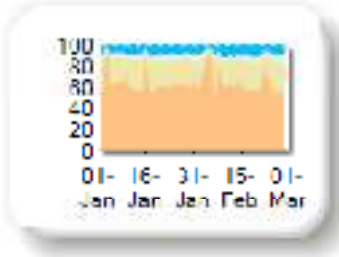
Market Share

Rank	Venue	Market Share	Change
1	XMAD	75.55%	+0.19
2	CEUX	15.53%	-0.62
3	AQEU	5.32%	+0.37
4	TQEX	3.35%	0.00
5	BATE	0.15%	+0.03
6	TRQX	0.09%	+0.03
7	CHIX	0.01%	+0.00
8	AQXE	0.00%	+0.00

Volume Trend



Market Share Trend



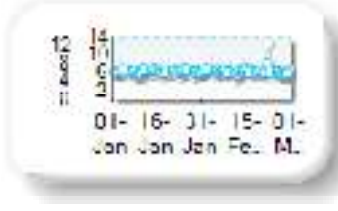
Market share is based on on-book value traded during continuous trading. The share is calculated by averaging over all stocks in the index. The current value shown is for last week and the change is relative to the previous week.

Spreads

At touch

Rank	Venue	Spread (bps)	Change
1	CEUX	5.92	+0.06
2	XMAD	6.06	+0.02
3	AQEU	6.46	+0.01
4	TQEX	7.40	+0.33

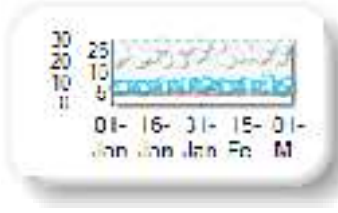
Monthly Spread Trend



25k EUR deal

Rank	Venue	Spread (bps)	Change
1	XMAD	7.39	+0.05
2	CEUX	8.77	+0.32
3	AQEU	9.09	+0.28
4	TQEX	27.35	+2.77

Monthly Spread Trend



Spreads measure the bid to offer spread of the best visible orders in the book. The result is averaged over the stocks in the index and is based on measurements of the order books every 30 seconds. The value for the spread is quoted in basis points (0.01%).

Book Depths

10BPS Depth (top of book)

Rank	Venue	Depth (1K EUR)	Change
1	XMAD	286.4	-25.7
2	CEUX	103.5	-11.0
3	AQEU	94.9	-8.7
4	TQEX	26.2	-2.4
5	BATE	1.7	0.0

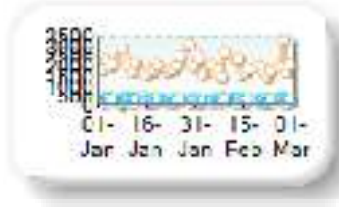
Monthly Depth Trend



50BPS Depth (deeper into book)

Rank	Venue	Depth (1K EUR)	Change
1	XMAD	1,973.1	-114.5
2	CEUX	382.2	-27.2
3	AQEU	313.4	-2.5
4	TQEX	116.4	-5.2
5	BATE	14.2	-0.2

Monthly Depth Trend




Market depth measures the amount of visible liquidity (bids and offers) in the order book within 10 or 50 BPS of mid price. The result is averaged over the stocks in the index and is based on measurements of the order book every 30 seconds. This is quoted in '000s of EUR.

Best Prices

At touch

Rank	Venue	Best Price (%)	Change
1	XMAD	2.52	+0.59
2	CEUX	1.93	-0.04
3	TQEX	0.58	-0.03
4	AQEU	0.57	+0.10
5	BATE	0.17	-0.10
6	CHIX	0.00	+0.00
7	TRQX	0.00	+0.00
8	AQXE	0.00	+0.00

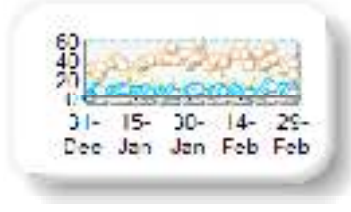
Best Prices Trend



25k EUR deal

Rank	Venue	Best Price (%)	Change
1	XMAD	41.32	+4.10
2	CEUX	16.08	+1.55
3	AQEU	8.24	+0.51
4	TQEX	0.63	+0.10
5	CHIX	0.00	+0.00
6	TRQX	0.00	+0.00
7	BATE	0.00	+0.00
8	AQXE	0.00	+0.00

Best Prices Trend

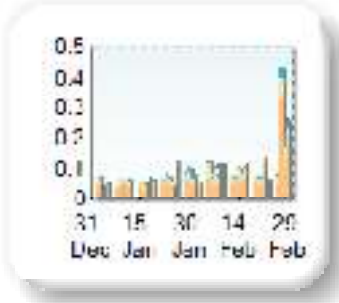


Best Price % measures how often each venue posts an absolute best price (no ties) for stocks. The result is averaged over the stocks in the index and is based on measurements of the order book every 5 seconds.

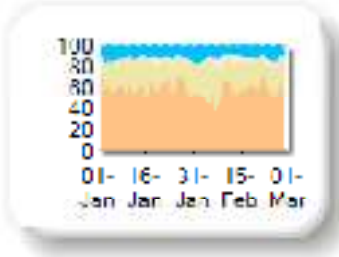
Market Share

Rank	Venue	Market Share	Change
1	XMAD	61.92%	+1.11
2	CEUX	24.84%	+0.18
3	AQEU	9.65%	-1.74
4	TQEX	3.52%	+0.43
5	TRQX	0.02%	+0.01
6	CHIX	0.02%	+0.02
7	BATE	0.02%	-0.01
8	AQXE	0.00%	+0.00

Volume Trend



Market Share Trend



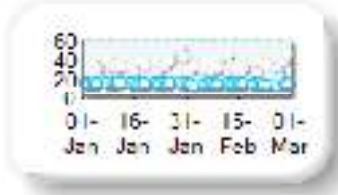
Market share is based on on-book value traded during continuous trading. The share is calculated by averaging over all stocks in the index. The current value shown is for last week and the change is relative to the previous week.

Spreads

At touch

Rank	Venue	Spread (bps)	Change
1	XMAD	14.32	-0.77
2	CEUX	14.74	-0.49
3	AQEU	14.88	-0.79
4	TQEX	37.31	+3.06

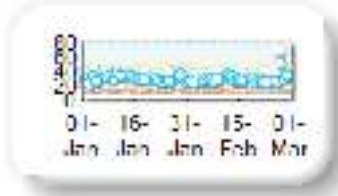
Monthly Spread Trend



25k EUR deal

Rank	Venue	Spread (bps)	Change
1	XMAD	18.84	-0.66
2	AQEU	28.54	-0.91
3	CEUX	39.89	+1.32

Monthly Spread Trend



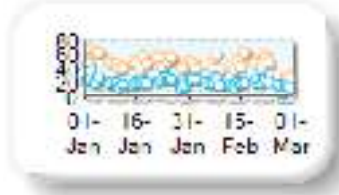
Spreads measure the bid to offer spread of the best visible orders in the book. The result is averaged over the stocks in the index and is based on measurements of the order books every 30 seconds. The value for the spread is quoted in basis points (0.01%).

Book Depths

10BPS Depth (top of book)

Rank	Venue	Depth (1K EUR)	Change
1	XMAD	43.9	-6.3
2	AQEU	20.2	-2.4
3	CEUX	14.0	-2.7
4	TQEX	1.5	-0.1

Monthly Depth Trend



50BPS Depth (deeper into book)

Rank	Venue	Depth (1K EUR)	Change
1	XMAD	798.5	-86.1
2	AQEU	154.2	+2.6
3	CEUX	101.6	-3.7
4	TQEX	27.0	-1.4

Monthly Depth Trend




Market depth measures the amount of visible liquidity (bids and offers) in the order book within 10 or 50 BPS of mid price. The result is averaged over the stocks in the index and is based on measurements of the order book every 30 seconds. This is quoted in '000s of EUR.

Best Prices

At touch

Rank	Venue	Best Price (%)	Change
1	XMAD	3.80	+0.83
2	AQEU	1.88	+1.18
3	CEUX	1.82	+0.16
4	TQEX	0.21	+0.01
5	CHIX	0.00	+0.00
6	TRQX	0.00	+0.00
7	BATE	0.00	+0.00
8	AQXE	0.00	+0.00

Best Prices Trend



25k EUR deal

Rank	Venue	Best Price (%)	Change
1	XMAD	78.99	+0.95
2	AQEU	12.03	+1.27
3	CEUX	3.29	-0.70
4	CHIX	0.00	+0.00
5	TRQX	0.00	+0.00
6	BATE	0.00	+0.00
7	AQXE	0.00	+0.00
8	TQEX	0.00	0.00

Best Prices Trend

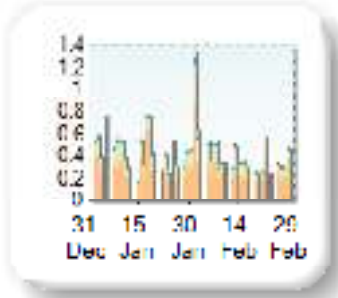


Best Price % measures how often each venue posts an absolute best price (no ties) for stocks. The result is averaged over the stocks in the index and is based on measurements of the order book every 5 seconds.

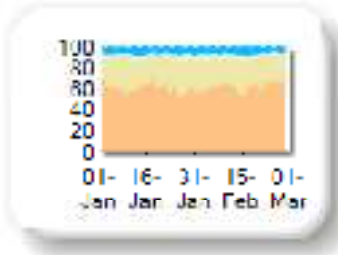
Market Share

Rank	Venue	Market Share	Change
1	XMAD	63.30%	+0.59
2	CEUX	26.37%	-0.78
3	AQEU	5.67%	-0.11
4	TQEX	4.20%	+0.17
5	BATE	0.24%	+0.08
6	TRQX	0.18%	+0.00
7	CHIX	0.05%	+0.04

Volume Trend



Market Share Trend

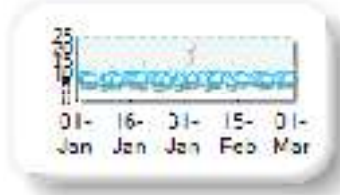


Spreads

At touch

Rank	Venue	Spread (bps)	Change
1	CEUX	7.53	+0.17
2	XMAD	7.69	+0.32
3	AQEU	8.74	+0.04
4	TQEX	11.39	-0.08


Monthly Spread Trend



25k EUR deal

Rank	Venue	Spread (bps)	Change
1	XMAD	10.04	+0.18
2	CEUX	14.41	+0.78
3	AQEU	17.94	+2.31
4	TQEX	54.22	+2.83

Monthly Spread Trend




Book Depths

10BPS Depth (top of book)

Rank	Venue	Depth (1K EUR)	Change
1	XMAD	174.8	+3.3
2	CEUX	53.9	-4.4
3	AQEU	39.8	-13.0
4	TQEX	10.1	-0.2

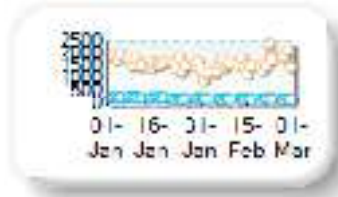
Monthly Depth Trend



50BPS Depth (deeper into book)

Rank	Venue	Depth (1K EUR)	Change
1	XMAD	1,607.8	-29.7
2	CEUX	257.1	-13.5
3	AQEU	184.8	-35.5
4	TQEX	72.0	-5.7
5	BATE	3.1	+0.3

Monthly Depth Trend

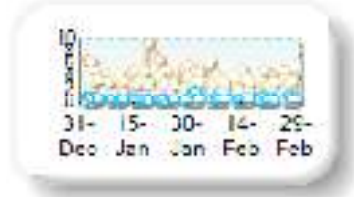


Best Prices

At touch

Rank	Venue	Best Price (%)	Change
1	CEUX	3.70	+0.45
2	XMAD	3.46	-0.91
3	AQEU	0.59	+0.15
4	TQEX	0.34	+0.10
5	CHIX	0.00	0.00
6	TRQX	0.00	+0.00
7	BATE	0.00	-0.04
8	AQXE	0.00	+0.00

Best Prices Trend



25k EUR deal

Rank	Venue	Best Price (%)	Change
1	XMAD	71.50	+5.34
2	CEUX	17.52	-1.00
3	AQEU	2.53	-1.61
4	TQEX	0.06	-0.05
5	CHIX	0.00	+0.00
6	TRQX	0.00	+0.00
7	BATE	0.00	+0.00
8	AQXE	0.00	+0.00

Best Prices Trend



Market share is based on on-book value traded during continuous trading. The share is calculated by averaging over all stocks in the index. The current value shown is for last week and the change is relative to the previous week.

Spreads measure the bid to offer spread of the best visible orders in the book. The result is averaged over the stocks in the index and is based on measurements of the order books every 30 seconds. The value for the spread is quoted in basis points (0.01%).

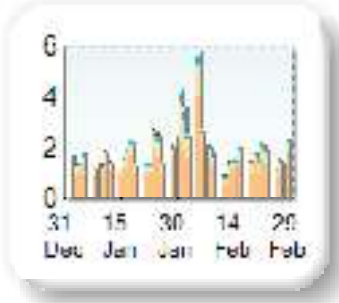
Market depth measures the amount of visible liquidity (bids and offers) in the order book within 10 or 50 BPS of mid price. The result is averaged over the stocks in the index and is based on measurements of the order book every 30 seconds. This is quoted in '000s of EUR.

Best Price % measures how often each venue posts an absolute best price (no ties) for stocks. The result is averaged over the stocks in the index and is based on measurements of the order book every 5 seconds.

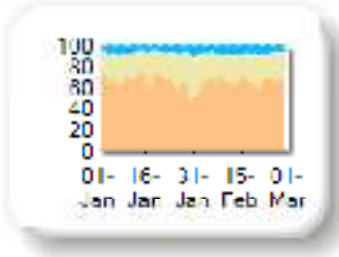
Market Share

Rank	Venue	Market Share	Change
1	XMAD	66.84%	+1.80
2	CEUX	22.91%	-2.36
3	AQEU	6.57%	+0.30
4	TQEX	3.39%	+0.32
5	BATE	0.18%	-0.05
6	TRQX	0.09%	+0.01
7	CHIX	0.01%	-0.03
8	AQXE	0.00%	0.00

Volume Trend



Market Share Trend



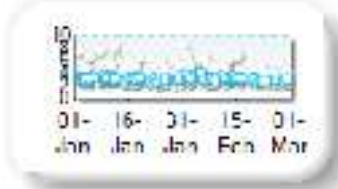
Market share is based on on-book value traded during continuous trading. The share is calculated by averaging over all stocks in the index. The current value shown is for last week and the change is relative to the previous week.

Spreads

At touch

Rank	Venue	Spread (bps)	Change
1	CEUX	2.80	-0.02
2	XMAD	2.84	+0.10
3	AQEU	3.22	-0.01
4	TQEX	5.23	-0.65
5	BATE	94.99	+45.87

Monthly Spread Trend



25k EUR deal

Rank	Venue	Spread (bps)	Change
1	XMAD	3.93	+0.23
2	CEUX	4.51	-0.04
3	AQEU	5.18	+0.07
4	TQEX	16.46	-1.58

Monthly Spread Trend



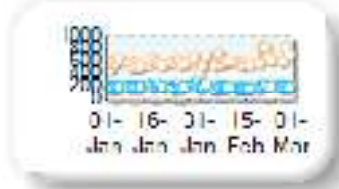
Spreads measure the bid to offer spread of the best visible orders in the book. The result is averaged over the stocks in the index and is based on measurements of the order books every 30 seconds. The value for the spread is quoted in basis points (0.01%).

Book Depths

10BPS Depth (top of book)

Rank	Venue	Depth (1K EUR)	Change
1	XMAD	632.3	+80.3
2	CEUX	223.2	+8.4
3	AQEU	188.0	-11.4
4	TQEX	46.0	+4.3
5	BATE	0.4	+0.1


Monthly Depth Trend



50BPS Depth (deeper into book)

Rank	Venue	Depth (1K EUR)	Change
1	XMAD	1,698.4	+199.6
2	CEUX	635.9	+5.2
3	AQEU	508.5	-8.1
4	TQEX	246.1	+7.2
5	BATE	19.2	-2.0
6	CHIX	9.8	-4.4

Monthly Depth Trend



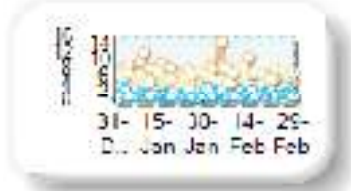
Market depth measures the amount of visible liquidity (bids and offers) in the order book within 10 or 50 BPS of mid price. The result is averaged over the stocks in the index and is based on measurements of the order book every 30 seconds. This is quoted in '000s of EUR.

Best Prices

At touch

Rank	Venue	Best Price (%)	Change
1	XMAD	6.66	-0.37
2	CEUX	6.17	+0.50
3	AQEU	1.36	+0.27
4	TQEX	0.64	-0.07
5	BATE	0.05	-0.05
6	CHIX	0.00	+0.00
7	TRQX	0.00	+0.00
8	AQXE	0.00	+0.00

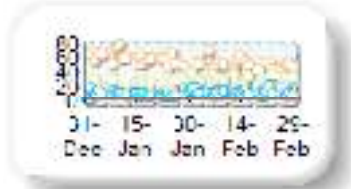
Best Prices Trend



25k EUR deal

Rank	Venue	Best Price (%)	Change
1	XMAD	50.42	-6.61
2	CEUX	29.03	+6.03
3	AQEU	11.10	+1.56
4	TQEX	0.32	+0.23
5	CHIX	0.00	+0.00
6	TRQX	0.00	+0.00
7	BATE	0.00	0.00
8	AQXE	0.00	+0.00

Best Prices Trend

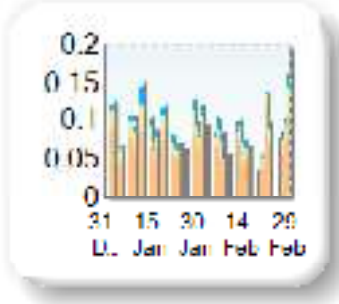


Best Price % measures how often each venue posts an absolute best price (no ties) for stocks. The result is averaged over the stocks in the index and is based on measurements of the order book every 5 seconds.

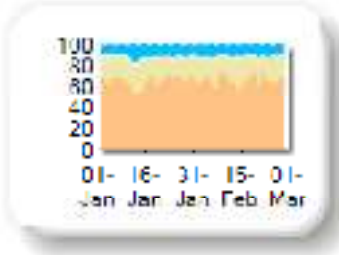
Market Share

Rank	Venue	Market Share	Change
1	XMAD	67.17%	+0.73
2	CEUX	20.84%	+0.78
3	AQEU	8.94%	-0.57
4	TQEX	2.99%	-0.93
5	TRQX	0.04%	-0.01
6	BATE	0.02%	+0.00
7	CHIX	0.00%	+0.00

Volume Trend



Market Share Trend



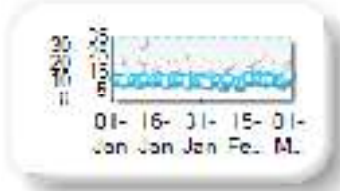
Market share is based on on-book value traded during continuous trading. The share is calculated by averaging over all stocks in the index. The current value shown is for last week and the change is relative to the previous week.

Spreads

At touch

Rank	Venue	Spread (bps)	Change
1	XMAD	10.74	-0.16
2	CEUX	11.11	-0.10
3	AQEU	11.38	-0.03
4	TQEX	20.17	-0.12

Monthly Spread Trend



25k EUR deal

Rank	Venue	Spread (bps)	Change
1	XMAD	13.54	+0.29
2	AQEU	19.29	+0.12
3	CEUX	24.73	+0.45
4	TQEX	61.40	-5.99

Monthly Spread Trend



Spreads measure the bid to offer spread of the best visible orders in the book. The result is averaged over the stocks in the index and is based on measurements of the order books every 30 seconds. The value for the spread is quoted in basis points (0.01%).

Book Depths

10BPS Depth (top of book)

Rank	Venue	Depth (1K EUR)	Change
1	XMAD	101.4	+2.1
2	AQEU	39.2	+3.1
3	CEUX	28.0	+2.4
4	TQEX	5.0	+0.7

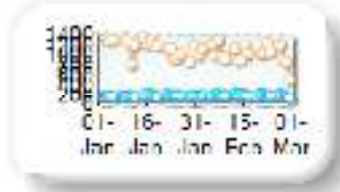
Monthly Depth Trend



50BPS Depth (deeper into book)

Rank	Venue	Depth (1K EUR)	Change
1	XMAD	1,017.1	-141.8
2	AQEU	164.6	+10.5
3	CEUX	137.9	-6.9
4	TQEX	41.8	-2.4

Monthly Depth Trend



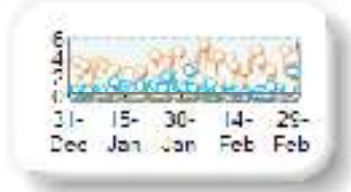
Market depth measures the amount of visible liquidity (bids and offers) in the order book within 10 or 50 BPS of mid price. The result is averaged over the stocks in the index and is based on measurements of the order book every 30 seconds. This is quoted in '000s of EUR.

Best Prices

At touch

Rank	Venue	Best Price (%)	Change
1	XMAD	3.17	+1.63
2	CEUX	0.98	-0.49
3	AQEU	0.70	-0.01
4	TQEX	0.22	-0.18
5	CHIX	0.00	+0.00
6	TRQX	0.00	+0.00
7	BATE	0.00	+0.00

Best Prices Trend



25k EUR deal

Rank	Venue	Best Price (%)	Change
1	XMAD	74.93	-6.28
2	AQEU	12.67	+2.76
3	CEUX	4.00	+1.29
4	TQEX	0.06	+0.00
5	CHIX	0.00	+0.00
6	TRQX	0.00	+0.00
7	BATE	0.00	+0.00

Best Prices Trend

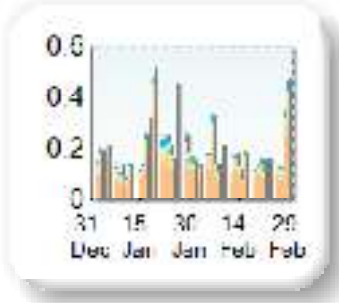


Best Price % measures how often each venue posts an absolute best price (no ties) for stocks. The result is averaged over the stocks in the index and is based on measurements of the order book every 5 seconds.

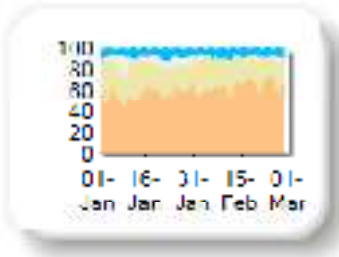
Market Share

Rank	Venue	Market Share	Change
1	XMAD	64.69%	+5.85
2	CEUX	24.90%	-1.49
3	AQEU	7.75%	-0.30
4	TQEX	2.59%	-3.81
5	BATE	0.03%	-0.01
6	TRQX	0.03%	-0.24

Volume Trend



Market Share Trend



Market share is based on on-book value traded during continuous trading. The share is calculated by averaging over all stocks in the index. The current value shown is for last week and the change is relative to the previous week.

Spreads

At touch

Rank	Venue	Spread (bps)	Change
1	XMAD	10.65	+0.05
2	CEUX	11.13	+0.25
3	AQEU	12.26	+0.42
4	TQEX	38.81	-9.89

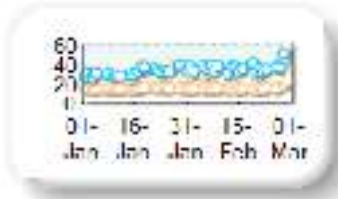
Monthly Spread Trend



25k EUR deal

Rank	Venue	Spread (bps)	Change
1	XMAD	15.51	+0.49
2	CEUX	34.83	+1.80
3	AQEU	37.85	+5.95

Monthly Spread Trend



Spreads measure the bid to offer spread of the best visible orders in the book. The result is averaged over the stocks in the index and is based on measurements of the order books every 30 seconds. The value for the spread is quoted in basis points (0.01%).

Book Depths

10BPS Depth (top of book)

Rank	Venue	Depth (1K EUR)	Change
1	XMAD	74.5	-0.7
2	CEUX	14.4	-1.0
3	AQEU	13.2	-2.1
4	TQEX	1.0	+0.2

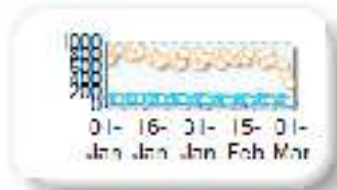
Monthly Depth Trend



50BPS Depth (deeper into book)

Rank	Venue	Depth (1K EUR)	Change
1	XMAD	718.3	-63.7
2	CEUX	126.7	-1.3
3	AQEU	89.0	-18.7
4	TQEX	22.2	+4.8

Monthly Depth Trend



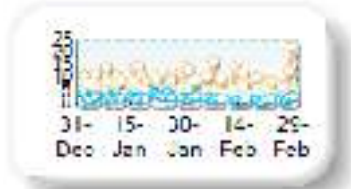
Market depth measures the amount of visible liquidity (bids and offers) in the order book within 10 or 50 BPS of mid price. The result is averaged over the stocks in the index and is based on measurements of the order book every 30 seconds. This is quoted in '000s of EUR.

Best Prices

At touch

Rank	Venue	Best Price (%)	Change
1	XMAD	9.81	+2.96
2	CEUX	5.37	-1.79
3	AQEU	1.49	-0.89
4	TQEX	0.43	-0.20
5	TRQX	0.00	+0.00
6	BATE	0.00	+0.00
7	AQXE	0.00	+0.00

Best Prices Trend



25k EUR deal

Rank	Venue	Best Price (%)	Change
1	XMAD	97.37	+1.00
2	CEUX	1.97	-0.84
3	AQEU	0.45	-0.15
4	TQEX	0.00	-0.02
5	TRQX	0.00	+0.00
6	BATE	0.00	+0.00
7	AQXE	0.00	+0.00

Best Prices Trend

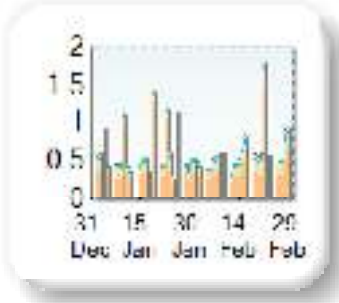


Best Price % measures how often each venue posts an absolute best price (no ties) for stocks. The result is averaged over the stocks in the index and is based on measurements of the order book every 5 seconds.

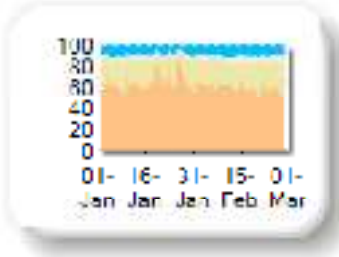
Market Share

Rank	Venue	Market Share	Change
1	XMAD	63.03%	-8.12
2	CEUX	23.58%	+5.36
3	AQEU	8.01%	+1.49
4	TQEX	4.99%	+1.28
5	BATE	0.31%	+0.04
6	TRQX	0.07%	-0.06
7	CHIX	0.00%	0.00
8	AQXE	0.00%	+0.00

Volume Trend



Market Share Trend



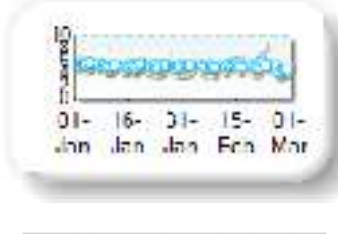
Market share is based on on-book value traded during continuous trading. The share is calculated by averaging over all stocks in the index. The current value shown is for last week and the change is relative to the previous week.

Spreads

At touch

Rank	Venue	Spread (bps)	Change
1	CEUX	4.55	-0.14
2	XMAD	4.83	+0.09
3	AQEU	5.21	-0.11
4	TQEX	5.92	-0.73
5	BATE	62.28	+18.01

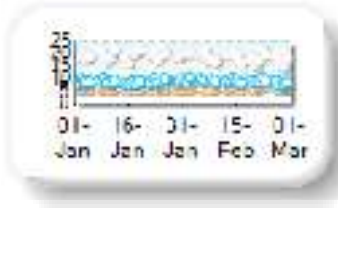
Monthly Spread Trend



25k EUR deal

Rank	Venue	Spread (bps)	Change
1	XMAD	6.63	+0.28
2	CEUX	8.56	-0.19
3	AQEU	9.33	+0.20
4	TQEX	18.42	-1.02

Monthly Spread Trend



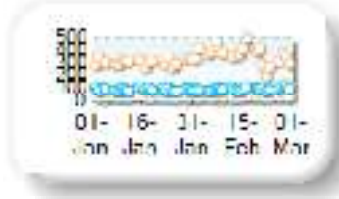
Spreads measure the bid to offer spread of the best visible orders in the book. The result is averaged over the stocks in the index and is based on measurements of the order books every 30 seconds. The value for the spread is quoted in basis points (0.01%).

Book Depths

10BPS Depth (top of book)

Rank	Venue	Depth (1K EUR)	Change
1	XMAD	365.7	+53.5
2	CEUX	105.0	+11.8
3	AQEU	95.0	+2.7
4	TQEX	31.0	+4.1
5	BATE	2.2	-0.2
6	CHIX	0.0	+0.0

Monthly Depth Trend



50BPS Depth (deeper into book)

Rank	Venue	Depth (1K EUR)	Change
1	XMAD	1,890.6	+49.9
2	CEUX	543.2	+5.6
3	AQEU	431.0	+3.2
4	TQEX	241.7	+3.3
5	BATE	15.8	+0.5
6	CHIX	10.8	+1.5

Monthly Depth Trend



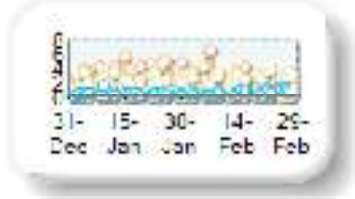
Market depth measures the amount of visible liquidity (bids and offers) in the order book within 10 or 50 BPS of mid price. The result is averaged over the stocks in the index and is based on measurements of the order book every 30 seconds. This is quoted in '000s of EUR.

Best Prices

At touch

Rank	Venue	Best Price (%)	Change
1	XMAD	3.20	-0.15
2	CEUX	2.85	+0.16
3	AQEU	0.70	+0.34
4	TQEX	0.47	+0.07
5	BATE	0.43	-0.13
6	CHIX	0.00	+0.00
7	TRQX	0.00	+0.00
8	AQXE	0.00	+0.00

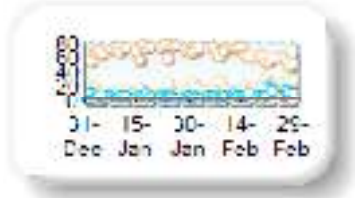
Best Prices Trend



25k EUR deal

Rank	Venue	Best Price (%)	Change
1	XMAD	63.27	-6.52
2	CEUX	19.64	+5.44
3	AQEU	7.90	+1.53
4	TQEX	0.62	+0.20
5	CHIX	0.00	+0.00
6	TRQX	0.00	+0.00
7	BATE	0.00	+0.00
8	AQXE	0.00	+0.00

Best Prices Trend

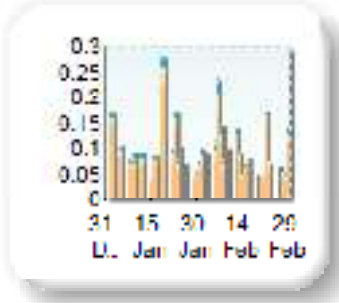


Best Price % measures how often each venue posts an absolute best price (no ties) for stocks. The result is averaged over the stocks in the index and is based on measurements of the order book every 5 seconds.

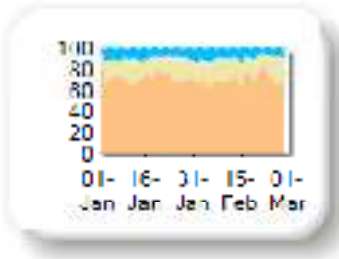
Market Share

Rank	Venue	Market Share	Change
1	XMAD	72.34%	-2.10
2	CEUX	16.78%	+1.76
3	AQEU	8.90%	+0.58
4	TQEX	1.87%	-0.12
5	TRQX	0.09%	-0.11
6	BATE	0.02%	-0.01

Volume Trend



Market Share Trend



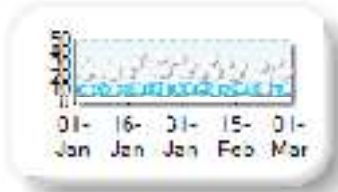
Market share is based on on-book value traded during continuous trading. The share is calculated by averaging over all stocks in the index. The current value shown is for last week and the change is relative to the previous week.

Spreads

At touch

Rank	Venue	Spread (bps)	Change
1	XMAD	10.82	+0.13
2	CEUX	10.86	-0.45
3	AQEU	11.12	+0.06
4	TQEX	29.27	+0.25

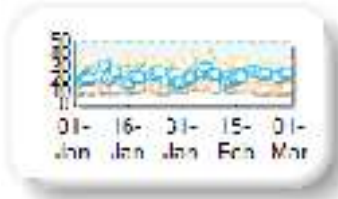
Monthly Spread Trend



25k EUR deal

Rank	Venue	Spread (bps)	Change
1	XMAD	14.73	+0.38
2	AQEU	24.22	+1.90
3	CEUX	32.69	+0.28

Monthly Spread Trend



Spreads measure the bid to offer spread of the best visible orders in the book. The result is averaged over the stocks in the index and is based on measurements of the order books every 30 seconds. The value for the spread is quoted in basis points (0.01%).

Book Depths

10BPS Depth (top of book)

Rank	Venue	Depth (1K EUR)	Change
1	XMAD	66.3	-3.1
2	AQEU	20.3	-4.8
3	CEUX	13.7	-0.6
4	TQEX	1.9	-0.2

Monthly Depth Trend



50BPS Depth (deeper into book)

Rank	Venue	Depth (1K EUR)	Change
1	XMAD	1,108.2	-113.6
2	AQEU	127.9	-6.7
3	CEUX	112.0	+2.3
4	TQEX	30.8	-0.7

Monthly Depth Trend




Market depth measures the amount of visible liquidity (bids and offers) in the order book within 10 or 50 BPS of mid price. The result is averaged over the stocks in the index and is based on measurements of the order book every 30 seconds. This is quoted in '000s of EUR.

Best Prices

At touch

Rank	Venue	Best Price (%)	Change
1	XMAD	4.32	-0.44
2	CEUX	3.02	+1.34
3	AQEU	2.22	+0.73
4	TQEX	0.40	+0.05
5	TRQX	0.00	+0.00
6	BATE	0.00	+0.00

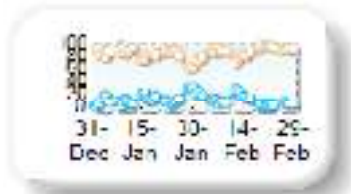
Best Prices Trend



25k EUR deal

Rank	Venue	Best Price (%)	Change
1	XMAD	87.63	+4.19
2	AQEU	10.09	-2.22
3	CEUX	1.39	+0.42
4	TRQX	0.00	+0.00
5	BATE	0.00	+0.00
6	TQEX	0.00	0.00

Best Prices Trend



Best Price % measures how often each venue posts an absolute best price (no ties) for stocks. The result is averaged over the stocks in the index and is based on measurements of the order book every 5 seconds.